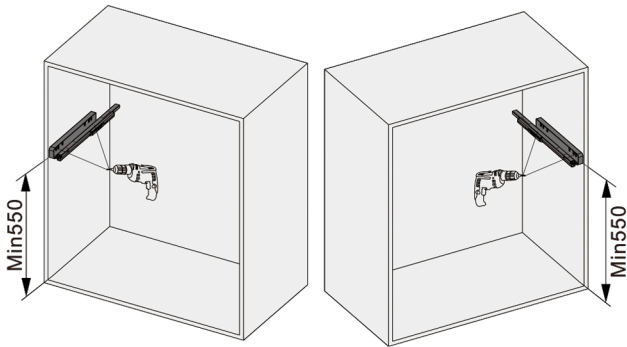


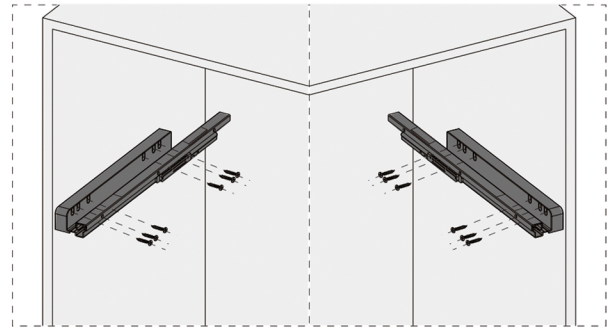
## Illustration for Drilling

- 1 Drill 12 holes with  $\varnothing$  of 2.5mm each side.

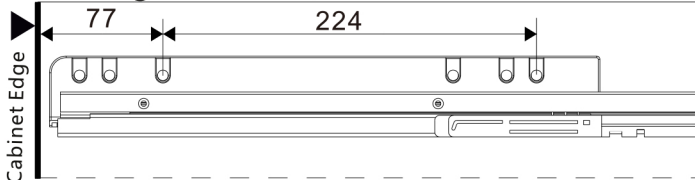


## Slider Installation

- 2 Affix the left and right sliders using 12pcs of screws.



### Drilling size ( Left )




### Drilling size ( Right )



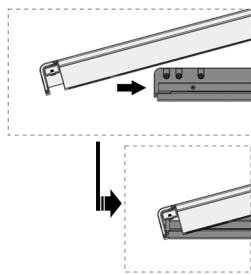
## Frame Assembly

- 3 Hold the frame at the illustrated angle (3.1) and push to the sliders (3.2).

3.1.



3.2.



## Rack Assembly

- 4 Install the rods and place the belt storage tray.

