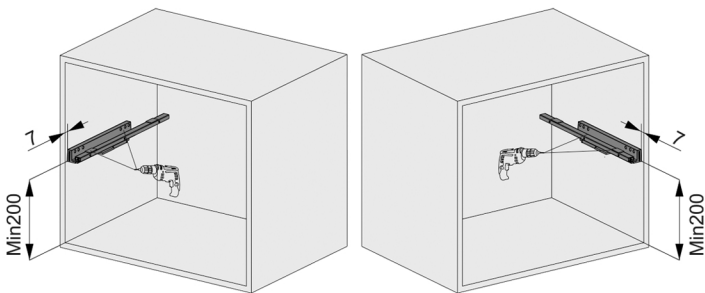


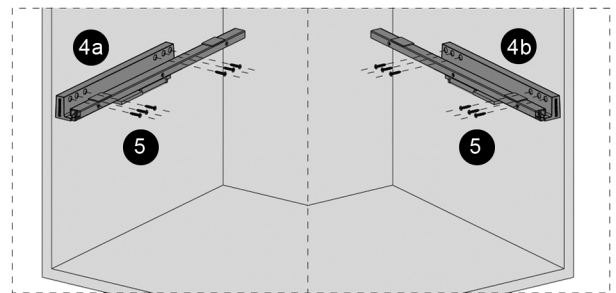
Illustration for Drilling

- 1 Drill 12 holes with \varnothing of 2.5mm each side.



Slider Installation

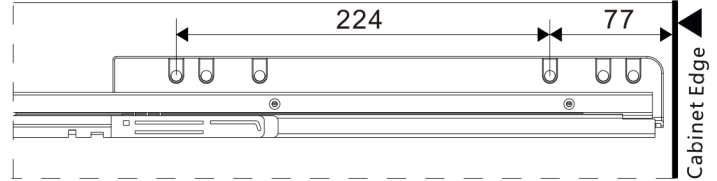
- 2 Affix the left and right sliders using 12pcs of screws.



Drilling size (Left)



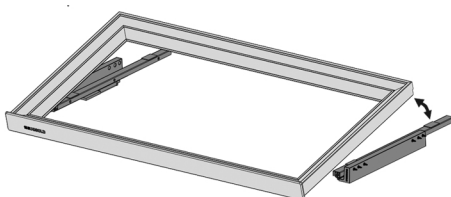
Drilling size (Right)



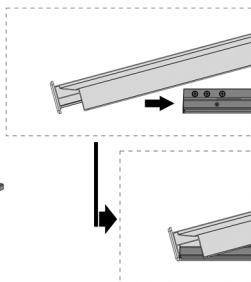
Frame Assembly

- 3 Hold the frame at the illustrated angle (3.1) and push to the sliders (3.2). Make sure that the frame is firmly attached to the velcro.

3.1.



3.2.



Tray Assembly

- 4 Place the storage tray and partitions inside the frame.

