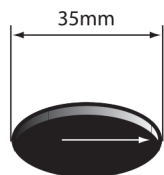


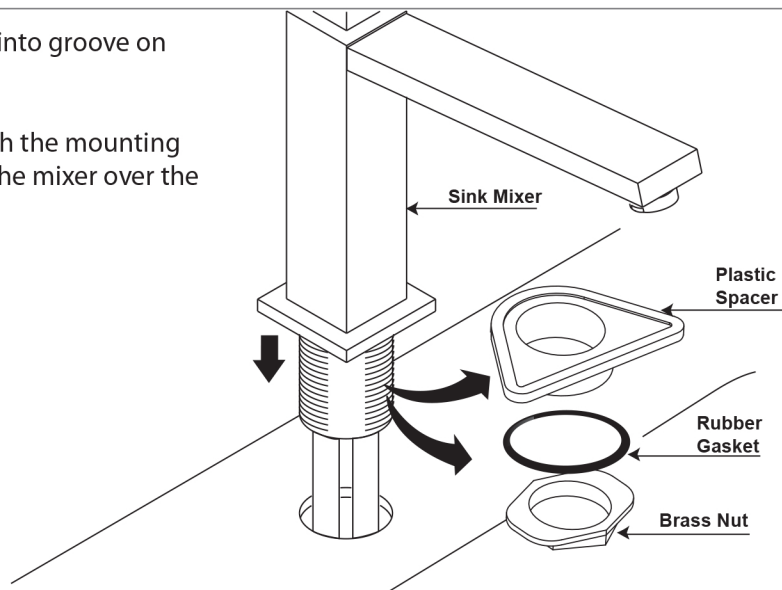


- 1** Cut a mounting hole 35mm in diameter.



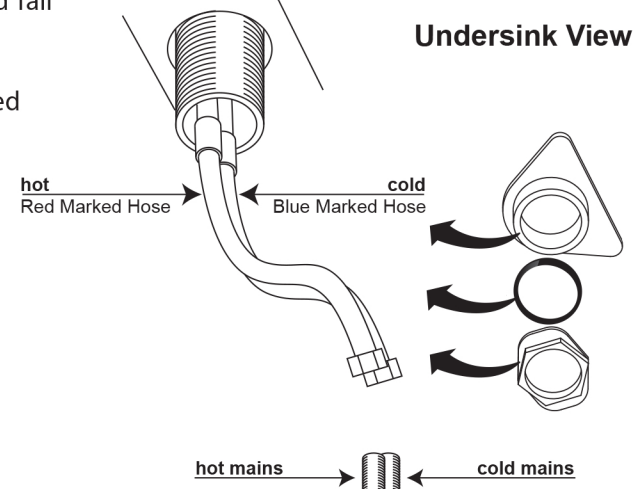
- 2** Fit Rubber Ring into groove on the mixer base.

Fit hoses through the mounting hole and place the mixer over the mounting hole.



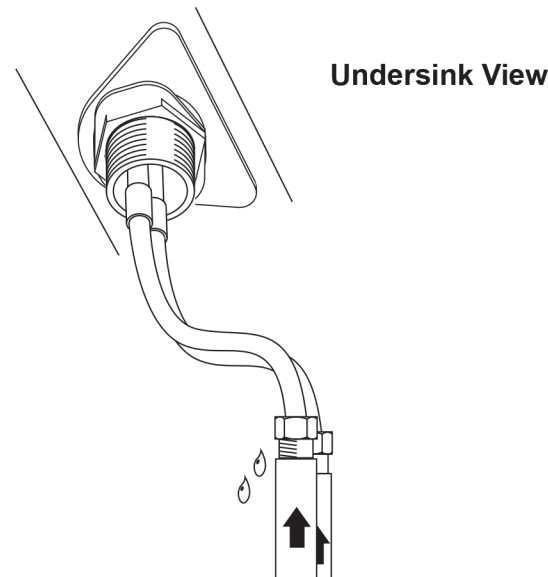
- 3** Fit Plastic Spacer over Threaded Tail (For Stainless Steel Sink).

Fit Rubber Gasket over Threaded Tail and Screw on Brass Nut to secure the mixer.



- 4** Connect Red Marked hose to hot water supply and Blue Marked hose to cold water supply.

Turn on water supply and check for leaks.



recommended working pressure

150-500 KPa



maximum hot water temperature

75 degrees