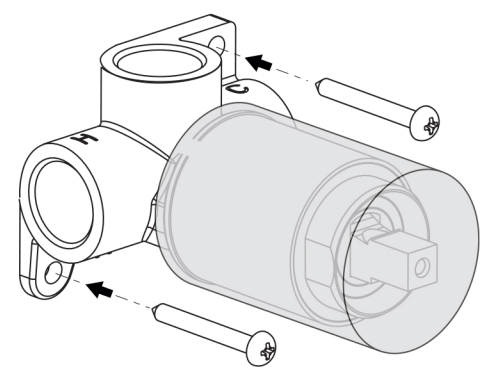
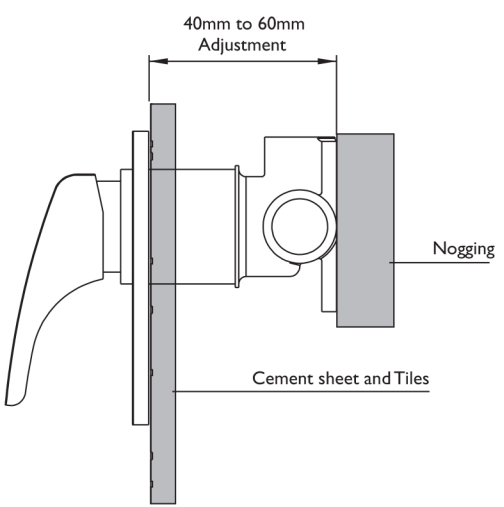


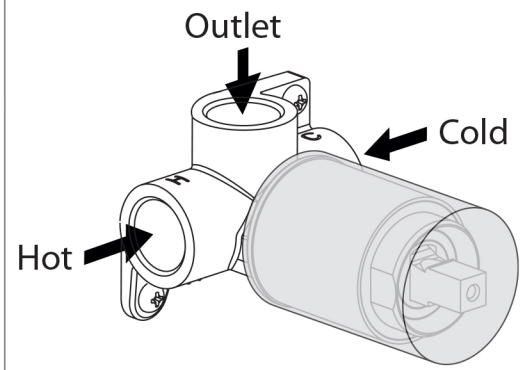
**1**

Mount the Mixer Body in place using the screws provided.  
Ensure that Mixer Body is level.



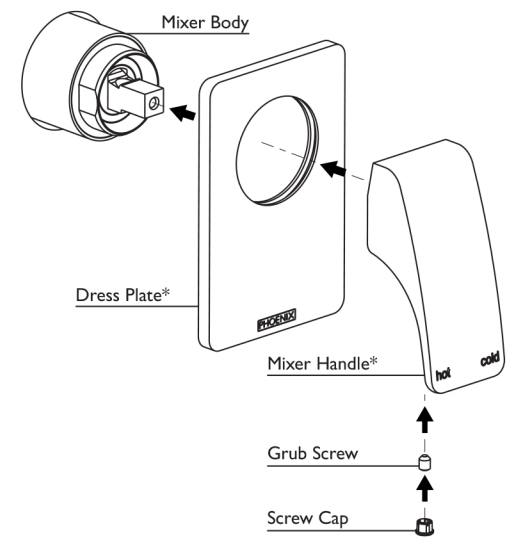
**2**

Connect water supply and water outlet.  
Test and check for leaks.



**3**

- a. Create a 54mm round hole in cement sheet and tiles.
- b. Remove the protective cover.
- c. Push on the Dress Plate onto the Mixer Body.
- d. Push on the Mixer Handle and fasten Grub Screw.
- e. Fit Screw Cap into position.



recommended working pressure  
**150-500 KPa**

maximum hot water temperature  
**75 degrees**