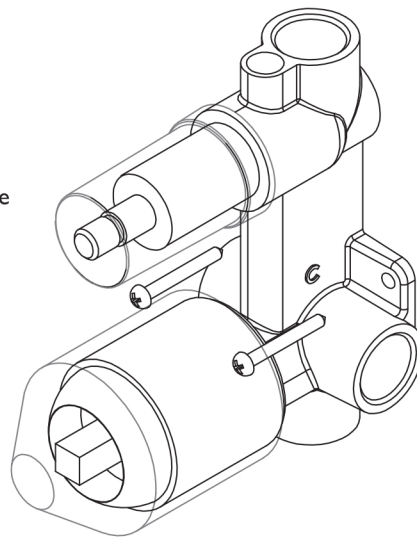


1

Screw the diverter mixer assembly in place. Attach water supply.

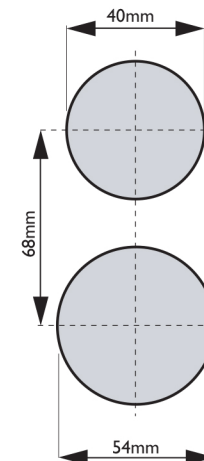
Test and check for leaks

Do not remove Protective Covers until final fit-off.



2

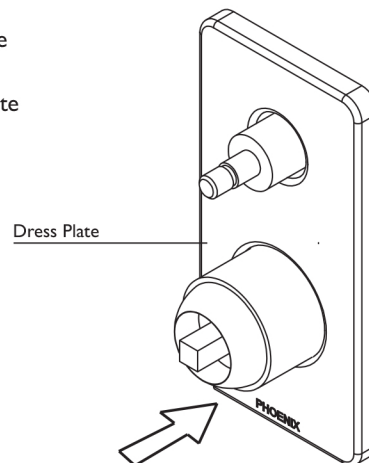
Cut a 40mm hole and a 54mm hole in cement sheet and tiles, 68mm apart, as shown.



3

Remove the protective covers.

Gently push Dress Plate onto Mixer Assembly

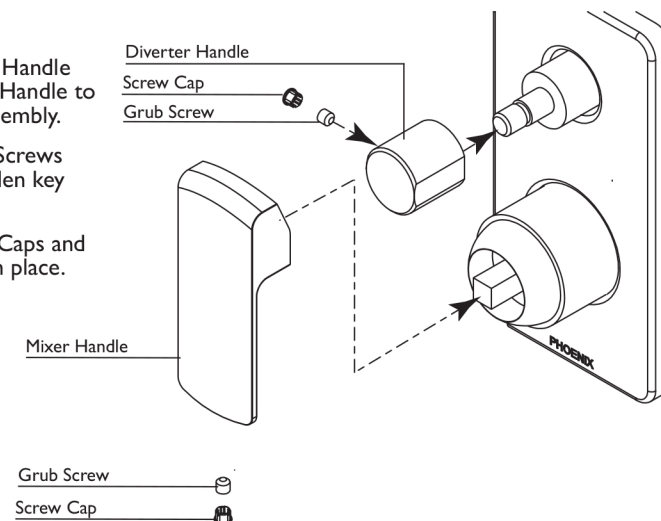


4

Attach Mixer Handle and Diverter Handle to the Mixer Assembly.

Fasten Grub Screws firmly with Allen key supplied.

Insert Screw Caps and press firmly in place.



recommended
working pressure
**150-500
KPa**
maximum hot
water temperature
**75
degrees**