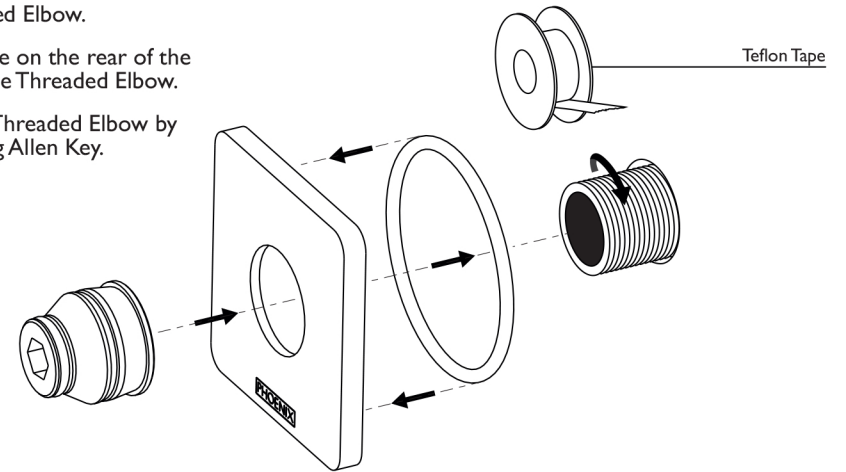


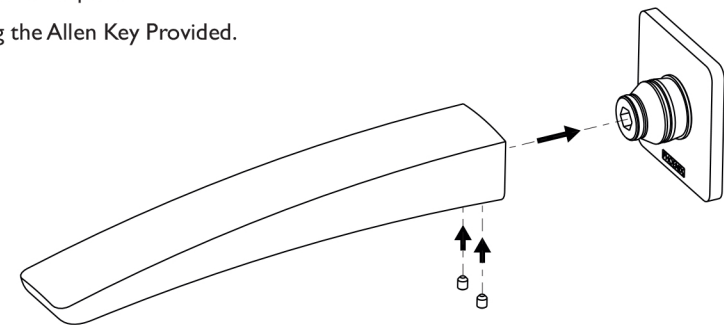
1

- Apply Teflon Tape to Threaded Elbow.
- Place O-Ring into the groove on the rear of the Back Plate and place over the Threaded Elbow.
- Screw Spout Adapter onto Threaded Elbow by hand and tighten firmly using Allen Key.

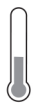


2

- Push Wall Outlet onto Spout Adapter.
- Fasten Grub Screws using the Allen Key Provided.



recommended
working pressure
**150-500
KPa**



maximum hot
water temperature
**75
degrees**