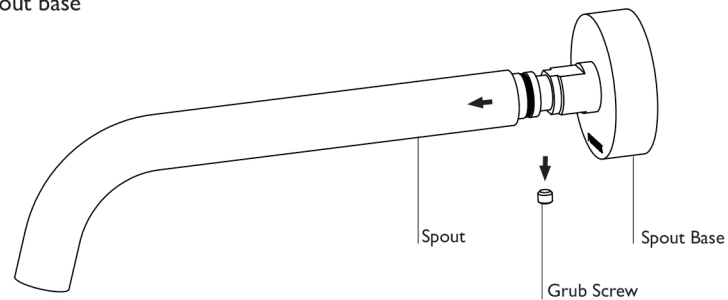




1

Release the grub screw and remove the spout from the spout base

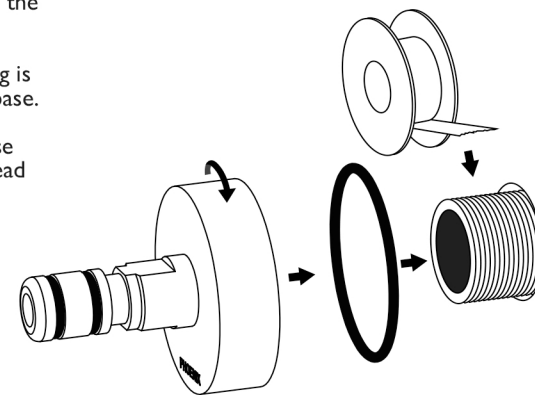


2

Apply teflon tape to the elbow thread.

Ensure that "O" Ring is fitted to the spout base.

Screw the spout base onto the elbow thread with a spanner.

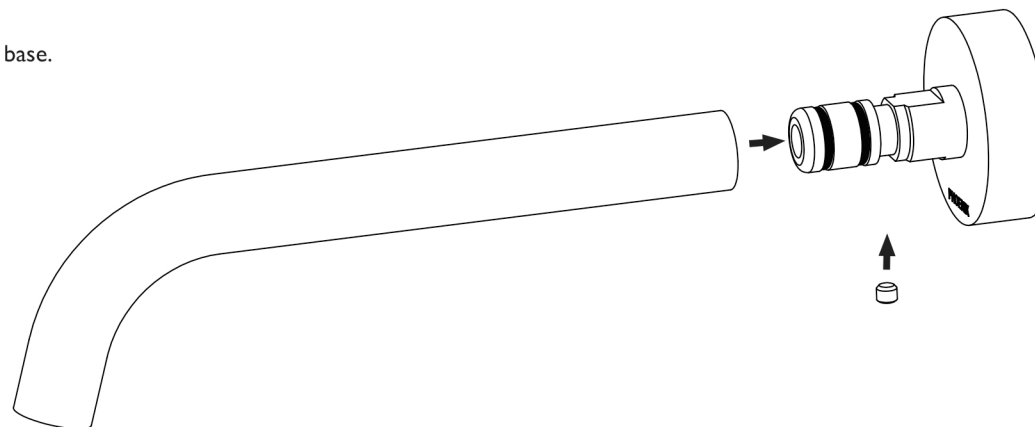


3

Push the spout onto the spout base.

Fasten Grub Screw.

TEST & CHECK FOR LEAKS



recommended working pressure

150-500 KPa



maximum hot water temperature

75 degrees