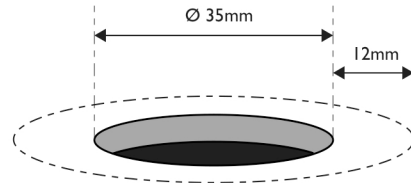


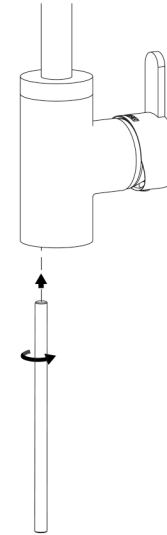
1

Cut a mounting hole 35mm in diameter. There must be a minimum 12mm width of flat around the hole.



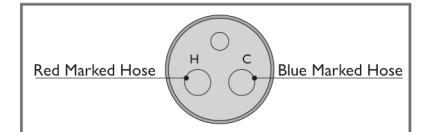
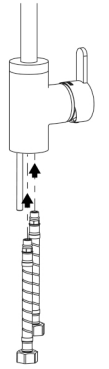
2

Screw the Threaded Rod into the Mixer Body.



3

Screw the Red Marked Hose into the hole marked 'H' and the Blue Marked Hose into the hole marked 'C'.

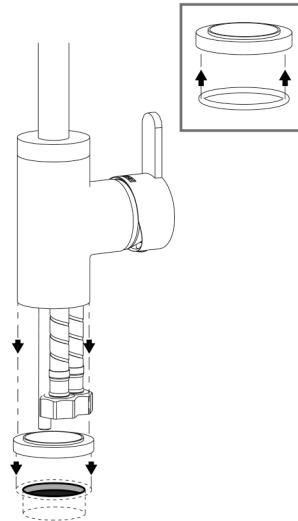


4

Fit the O-Ring into the groove under the Dress Ring.

Position the Dress Ring over the Mounting Hole.

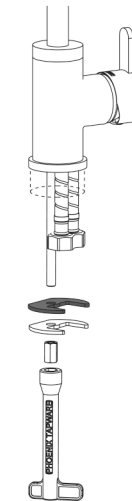
Place the Mixer Body onto the Dress Ring.



5

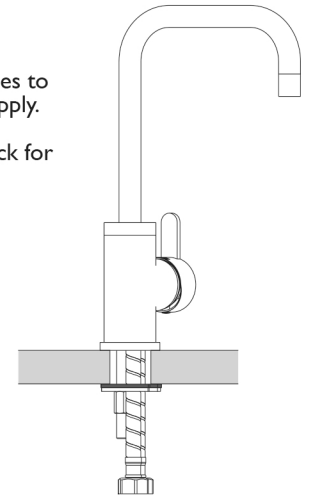
Underneath the Mounting Hole, feed the Rubber Mounting Gasket then the Mounting Plate onto the Threaded Rod.

Firmly fasten the Locknut using the provided Locknut Spanner.



6

Connect hoses to the water supply.
Test and check for leaks.



recommended working pressure
150-500 KPa
maximum hot water temperature
75 degrees