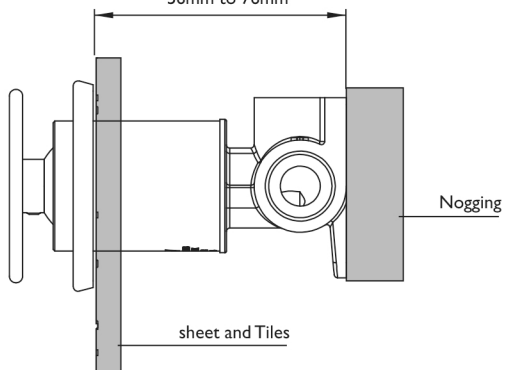


Recommended Distance
66mm To 76mm

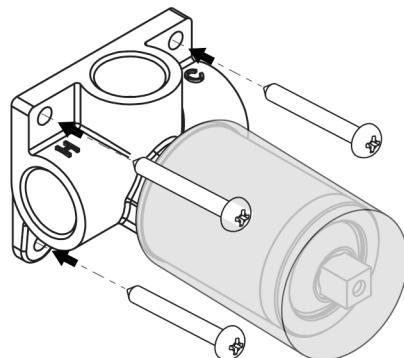
Total Adjustment
56mm to 76mm



1

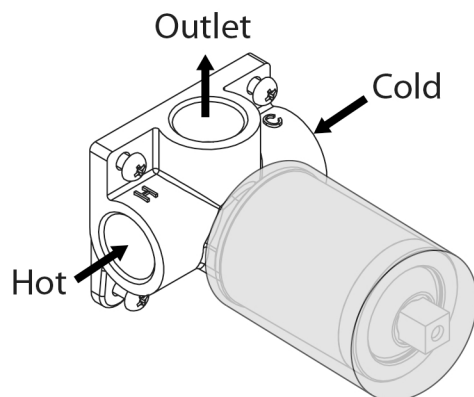
Mount the Mixer Body in place
using the screws provided.

Ensure that Mixer Body is level.



Connect water supply
and water outlet.

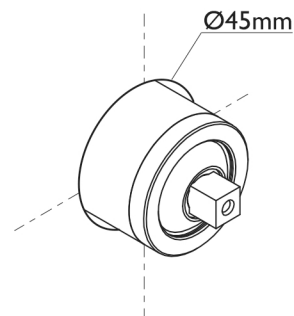
Test and check for leaks.



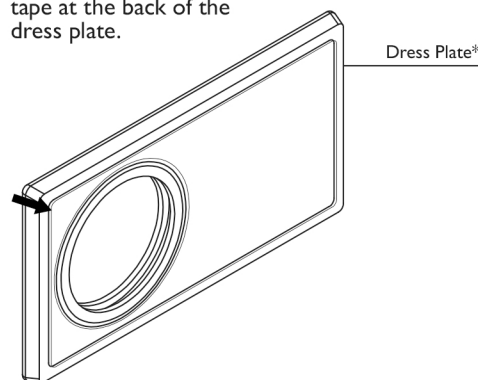
2

Drill a 45mm hole in the
finished wall, as shown.

Remove the protective cover.



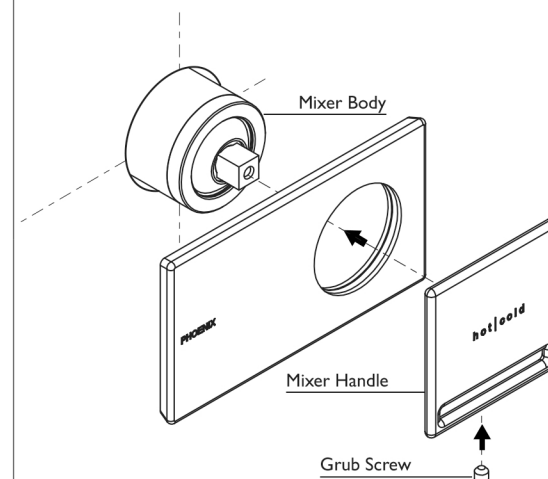
Peel the double sided foam
tape at the back of the
dress plate.



3

Push on the Dress Plate onto
the Mixer Body.

Push on the Mixer Handle
and fasten Grub Screw.



* Images shown may vary from actual products



recommended
working pressure

**150-500
KPa**



maximum hot
water temperature

**75
degrees**