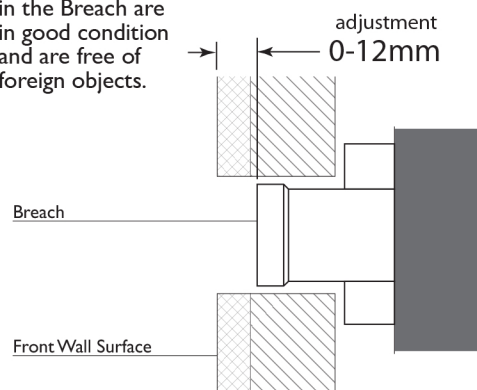


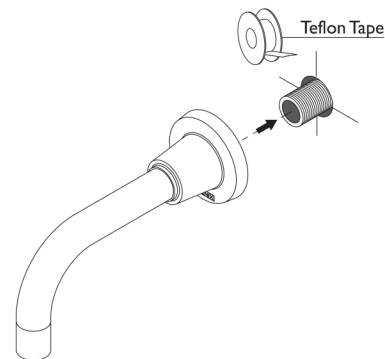
## BREACH SET-UP

Ensure that seats in the Breach are in good condition and are free of foreign objects.



1

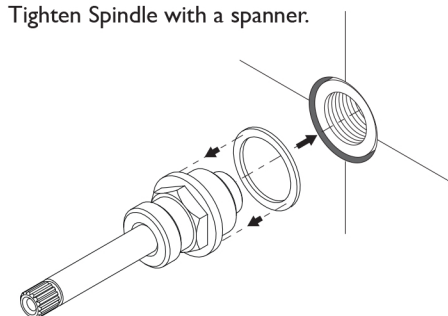
- Apply Teflon Tape to Threaded Elbow.
- Firmly screw the Outlet onto Threaded Elbow.



2

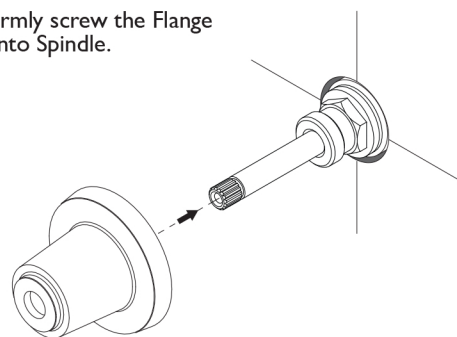
Fit Fibre Washer to Spindle and then firmly screw Spindle into the Breach.

Tighten Spindle with a spanner.



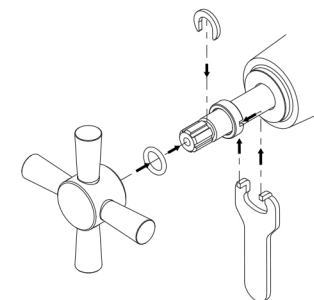
3

Firmly screw the Flange onto Spindle.



4

- Fit the Handle Screw over the Spindle Arm.
- Fit the C-Clip into the groove in the Spindle Arm.
- Fit the O-Ring then the Handle onto the Spindle Arm.
- Fasten the Handle Screw using the Spanner provided.



recommended working pressure

**150-500 KPa**



maximum hot water temperature

**75 degrees**