

# ASSEMBLY INSTRUCTION

## MODEL : LUAX-BM3007-3 (Alexa Double Bed)

Before you begin, please follow Assembly Instruction carefully. Then follow them step by step.



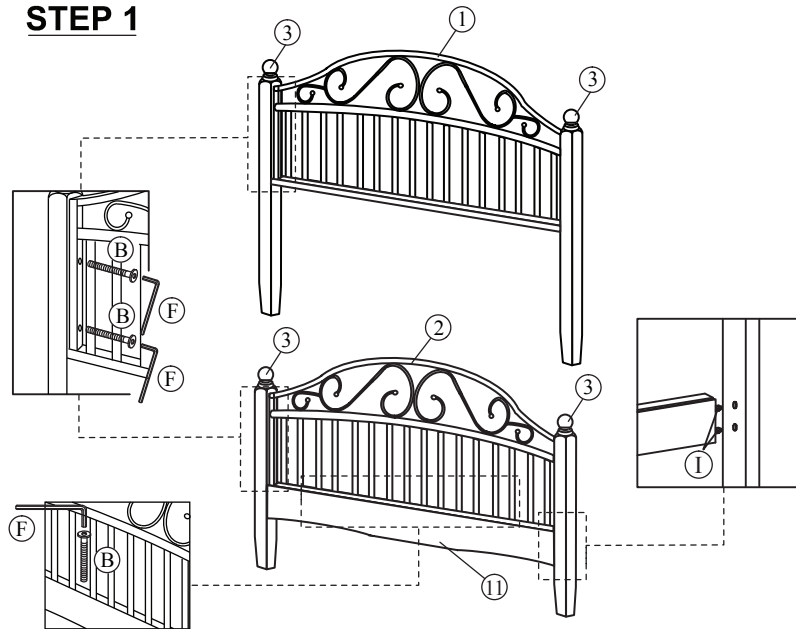
### PART LIST

NO	DESCRIPTION	QTY
1	Head Board	1pc
2	Foot Board	1pc
3	Wood Post	4pcs
4	Side Rail L/R	2pcs
5	Support Bar (Front)	2pcs
6	Support Bar	2pcs
7	Support Bar (Center)	1pc
8	Veneer Slats	18pcs
9	Support Leg (Long)	2pcs
10	Support Leg (Short)	2pcs
11	Wood Panel	1pc

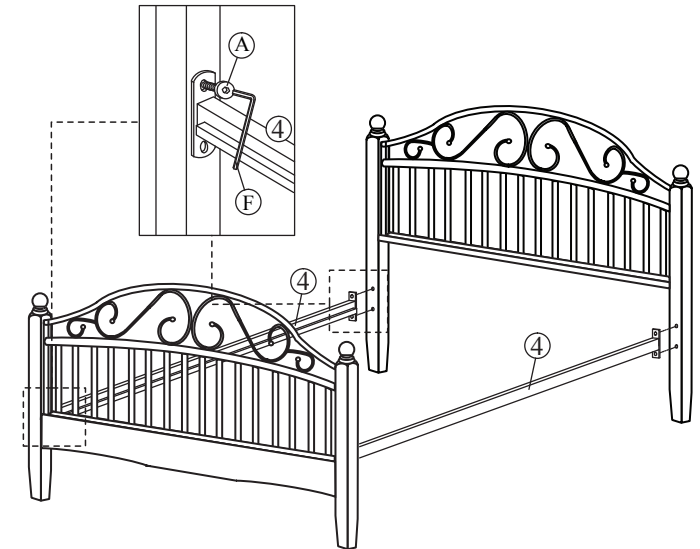
### HARDWARE LIST

NO	DESCRIPTION	QTY
A	JCBC M6 x 25mm	8pcs
B	JCBC M6 x 40mm	10pcs
C	JCBC M6 x 45mm	6pcs
D	JCBC M6 x 50mm	4pcs
E	M6 Hex Nut	6pcs
F	Allen Key M4	1pc
G	Small Bed Holder (PVC)	18pcs
H	Big Bed Holder (PVC)	9pcs
I	Wood Dowel 8x40mm	4pcs

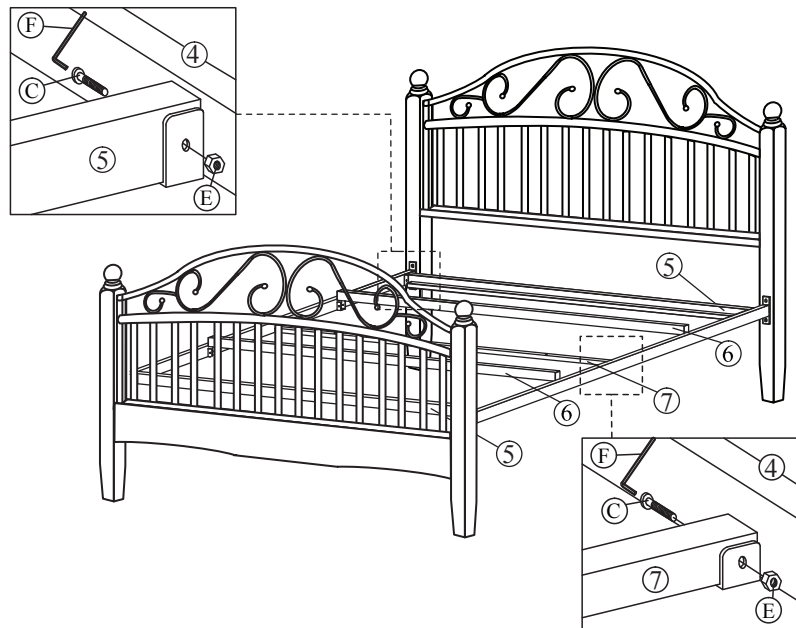
### STEP 1



### STEP 2



### STEP 3



### STEP 4

