

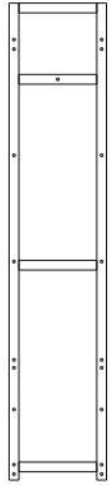
# ASSEMBLY INSTRUCTIONS

Please read all instructions carefully before assembly.

WARDROBE WARDROBE

Model : WA-BM-170

## Parts and Hardware



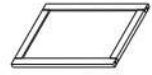
1 4pcs  
Side frame



2 8pcs  
Long shelf



3 2pcs  
Hanging rod



4 5pcs  
Short shelf



7 1pc  
Allen key



A 56pcs  
Screw



E 1 set  
Wall-lock kit



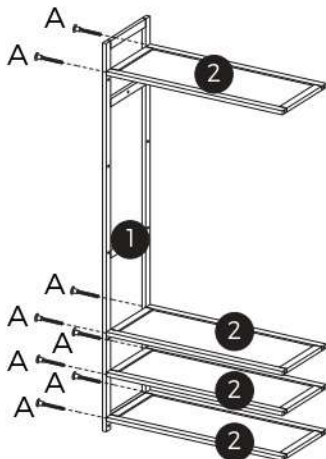
M 1 set  
Foot pad

### NOTE

1. Beware of burrs and sharp edges of the panels. Wear gloves if necessary.
2. A screwdriver (not included) is required for the assembly process.

### Step 1

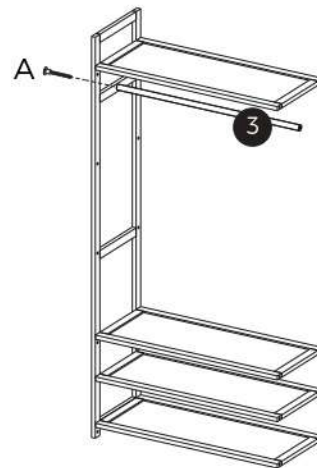
Part A  
8pcs



Right frame and long shelves assembly

### Step 2

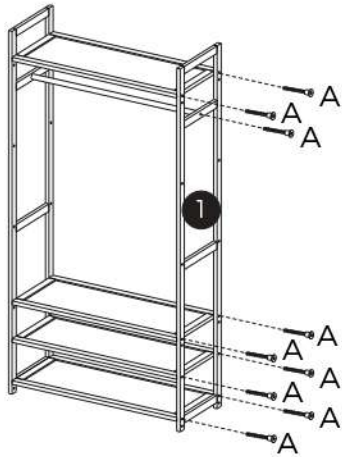
Part A  
1pc



Hanging rod assembly.

### Step 3

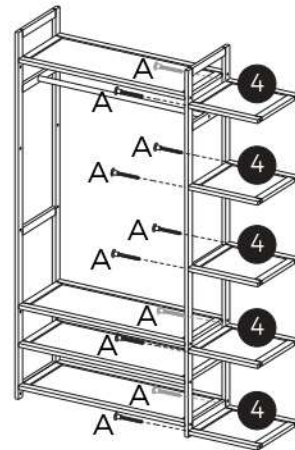
Part A  
9pcs



First middle frame assembly.

### Step 4

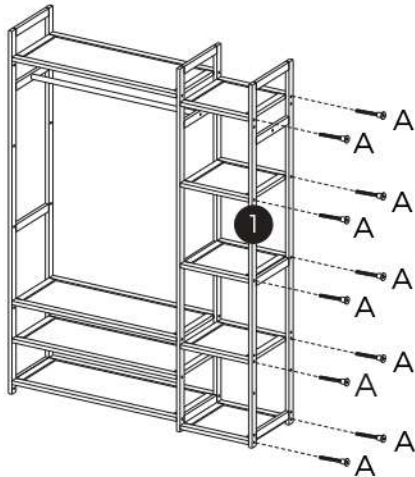

Part A  
10pcs



Short shelves assembly

### Step 5

Part A  
10pcs



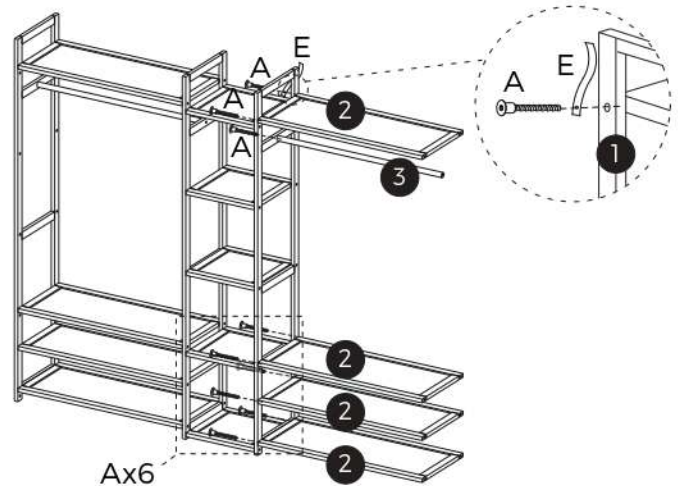
Second middle frame assembly.

### Step 6

Part A  
9pcs



Part E  
1pc



Long shelves and hanging rod assembly

### Step 7

Part A  
9pcs



Part E  
1 set



#### WARNING

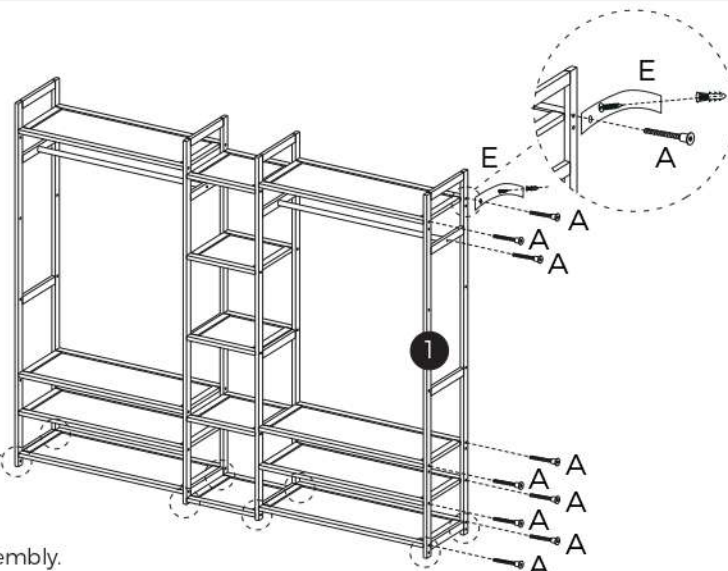
It is very important to secure this furniture with an anchoring device for your safety in use.

#### OPTIONAL

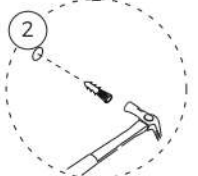
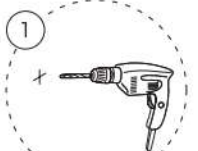
Use the foot pad if required to level the unit.



Long shelves and left frame assembly.



Pre-drill holes in the wall



# CARE AND MAINTENANCE OF BAMBOO FURNITURE

## GENERAL

- Periodically check all screws, bolts and joints connections and tighten them if necessary.
- Periodically check for any damage and deteriorated parts and components and seek repairs or replacements if needed.
- Do not allow any liquids to remain on the furniture as this may cause stains and allow the liquid to be absorbed into the finishes and materials.
- In some cases, this may also cause warping and/or cracking of the materials and finishes. Use coasters and placemats for all food and beverages.
- Do not place hot items, such as dishes, pots and cups, directly on the furniture. Use coasters and placemats for all food and beverages.
- Keep sharp and pointed objects away from furniture to avoid damaging the surface and finish.
- Do not place the furniture near hot objects, heating vents or heating equipment.
- Do not place the furniture in moist areas such as bathrooms to prevent water damage.

## CLEANING AND CARE

- Dust the furniture regularly using a soft cloth or microfibre duster to prevent dust build-up. Consider using a vacuum cleaner to thoroughly clean it.
- Only wipe and clean with a soft, damp cloth with a mild cleaning detergent. Use a toothbrush to clean hard-to-reach spots.
- Allow the washed furniture to dry in the shade rather than in the sun which can dry out bamboo too quickly.
- Do not use a jet wash as this can damage the material.
- Do not use chemicals with bamboo furniture as it may cause unnecessary staining.
- If there are stains or liquid spills, clean it immediately to reduce the likelihood of the stain settling in and becoming permanent.

## ENVIRONMENTAL

- Do not expose the furniture to direct sunlight. Use curtains and blinds to shield the furniture if direct sunlight is unavoidable.
- In dry or hot indoor conditions, wipe the furniture with a cool, damp sponge often to prevent cracking.
- Bamboo furniture is prone to damage and fade with prolonged exposure to extremely high or low humidity conditions. Do not place them in such extreme conditions.
- Bamboo is porous and susceptible to moulding where placed around moist areas. As an optional protection for bamboo furniture, apply a bamboo sealant/varnish on it for durable protection against scratches, water, UV rays and other weather elements.

## HANDLING

- Do not drag, push or pull furniture when moving them. Lift them up to avoid damage to the furniture legs and scratches on floors.
- Do not sit on wet bamboo furniture as this will cause it to stretch or sag.
- Avoid sitting or standing on armrests or use the furniture as a stepping stool for safety reasons.
- Do not exceed the recommended weight capacities of the furniture specified.
- Do not use the furniture for any purpose other than what is intended for.

**⚠ WARNING**



**Children have died from furniture tipover.**

- ALWAYS secure this furniture with an anchor device.
- NEVER allow children to stand, climb or hang on drawers, doors, or shelves.
- NEVER open more than one drawer at a time.
- Place heavy items down low.

**NEVER put a TV on this furniture** 

## ATTENTION

### • Notice:

Recommended weight capacity:      Each shelf: **15kg**      Each hanging bar: **10kg**

Assembly must be done by adults. Check the product regularly for any damage.

Keep away from any hazardous contents.

### • Caution: Do not place the bamboo product in extremely dry or humid environments.

Bamboo is prone to cracking in moisture content under 6% or above 16%.