








DINING CHAIR

MODEL:DCH- ECO

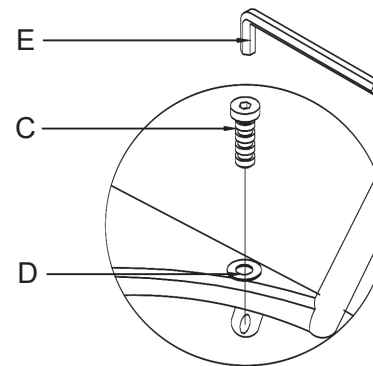
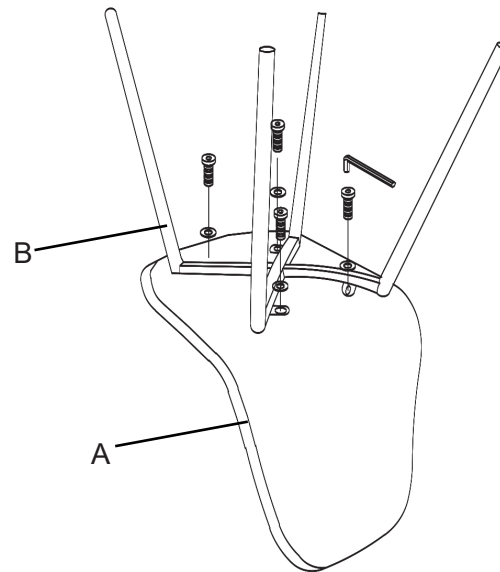
ASSEMBLY INSTRUCTIONS

A		1PC
B		1PC
C	 M6x16mm	4PCS
D	 Ø16xØ6x1.5mm	4PCS
E	 5MM	1PC


ASSEMBLY TIPS

- Do not fully tighten the screws until all of them are aligned properly with the holes.
- If the legs are uneven on the ground during assembly, loosen some screws and add some pressure on the chair to ensure the legs are even. Then tighten the screws diagonally.

STEP 1



COMPLETED



WARNING

1. Do not stand on the chair. Do not use it as a step ladder.
2. Do not use this product until all screws are securely fastened.
3. Do not use a knife to open any packaging.