




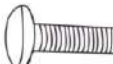
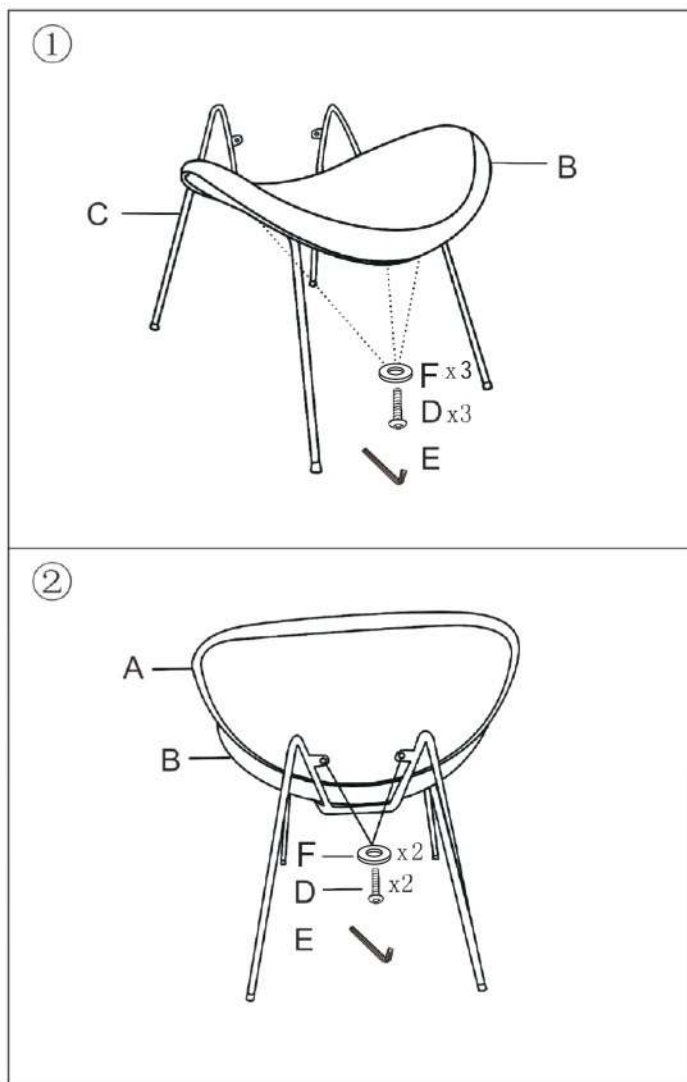


ASSEMBLE INSTRUCTIONS

DCH-AHB3-WH-2PC

<p>Ax1</p>  <p>Back</p>	<p>Ex1</p>  <p>M6</p>
<p>Bx1</p>  <p>Seater</p>	<p>Fx5</p>  <p>6x18mm</p>
<p>Cx1</p> 	
<p>Dx5</p>  <p>M6x20mm</p>	



WARNING:
DO NOT STAND ON THE PRODUCT ,DO NOT USE THIS PRODUCT AS A STEP LADDER
DO NOT USE THIS PRODUCT UNLESS BOLTS,SCREWS AND KNOBS ARE FIRMLY SECURED.
PLEASE DO NOT USE KNIFE TO OPEN ANY PARTS OF THE BOX OR PRODUCT