





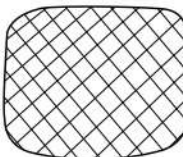

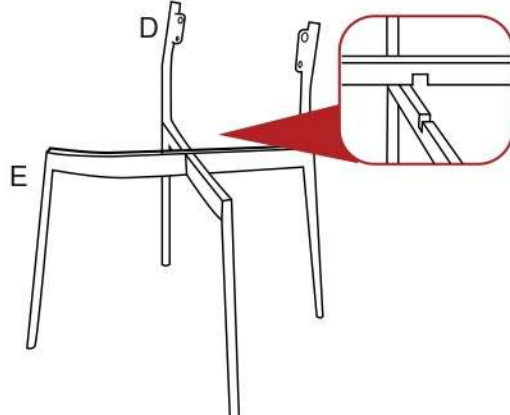
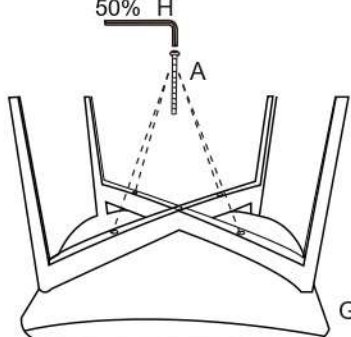
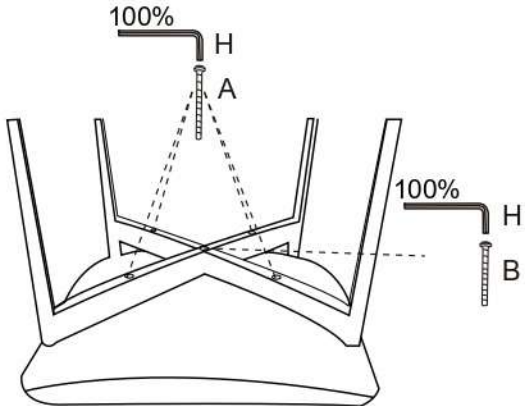
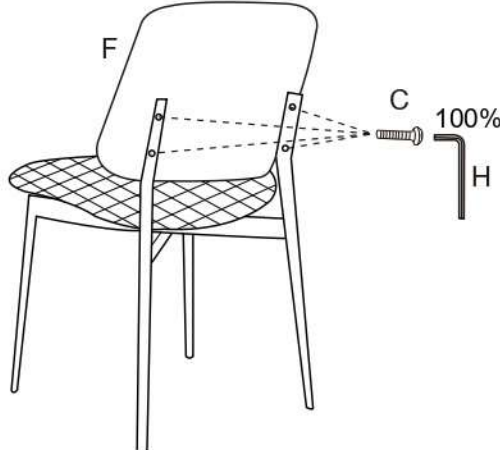



DINING CHAIR

DCH-U8I-2PC

ASSEMBLY INSTRUCTIONS

Please read these instructions carefully before assembly.

Ax4  6*50mm	Bx1  6*30mm	Cx4  6*20mm	Dx1 
Ex1 	Fx1  back	Gx1  seater	Hx1  M8
1 		2  Please tighten 4 screws A at 50% make sure all screw holes aglin.	
3 		4 	
5 			



WARNINGS

- Do not stand on the product. Do not use it as a step ladder.
- Do not use the product until all screws are securely fastened.
- Do not use a knife to open any parts of the packaging.