




SHOE STORAGE CABINET


MODEL: SS-BM-RTN-S3-BK

ASSEMBLY INSTRUCTIONS


Please read the instructions carefully before assembly




PARTS



1
Frame
(left side)
1pc



2
Frame
(right side)
1pc



3 Door panel 3pcs



4 Back panel 3pcs



5 Base panel 3pcs



10 Shoe panel 3pcs



11 Top panel 1pc

HARDWARE



6 Magnetic door catch
5pcs



7 Door knob
5pcs



8 Metal rod connector
20pcs



9 Door gasket
5pcs



A Small screws
10pcs



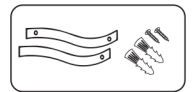
B Medium screws
5pcs



C Large screws
24pcs



D Allen key
1pc



E Wall-locked kit
1 set

