

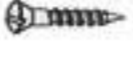







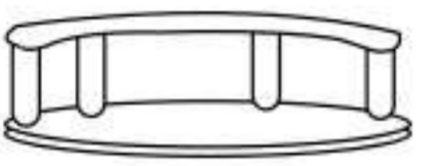
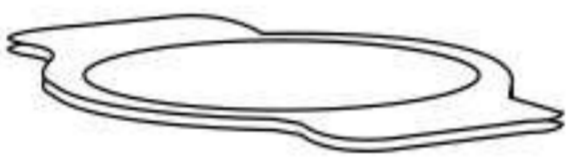

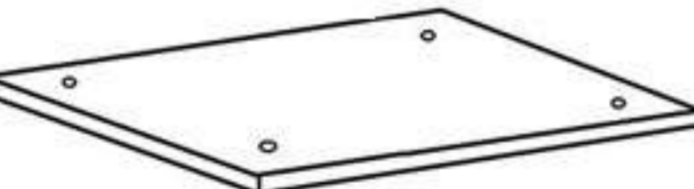
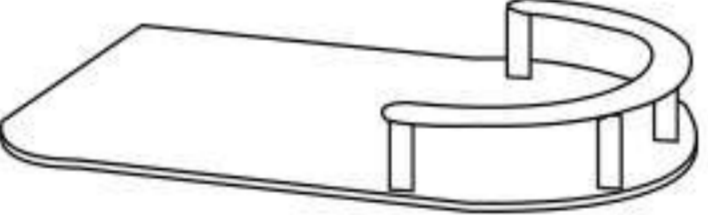
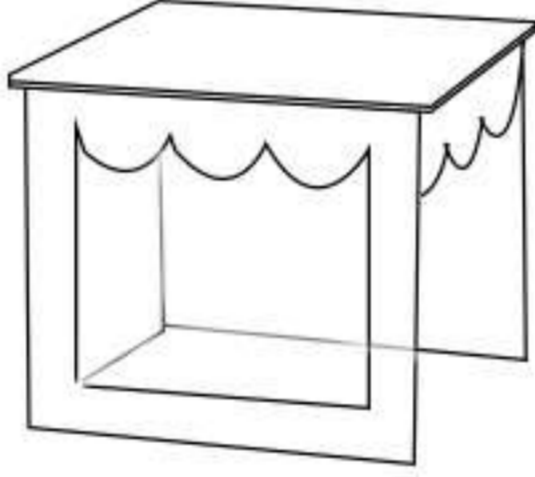
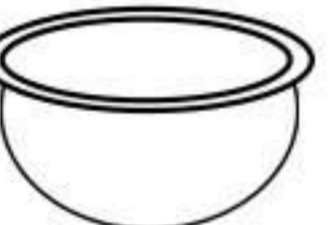
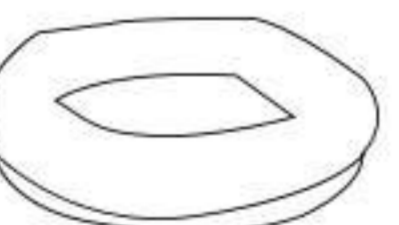

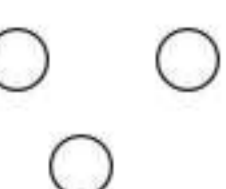




CAT TREE

CTR-W-B9-SC-WD-135

Parts list

<p>A</p>  <p>Φ8*35mm 12PCS</p>	<p>B</p>  <p>Φ8*60mm 2PCS</p>	<p>C</p>  <p>Φ3.5*14mm 8PCS</p>
<p>D</p>  <p>5# 1PC</p>	<p>P1</p>  <p>18.5CM 1PC</p>	<p>P2</p>  <p>20CM 1PC</p>
<p>P3</p>  <p>30CM 1PC</p>	<p>P4-1</p>  <p>40CM 1PC</p> <p>P4-2</p>  <p>40CM 3PCS</p>	<p>P5</p>  <p>50CM 1PC</p>
<p>E</p>  <p>1PC</p>	<p>F</p>  <p>1PC</p>	<p>G</p>  <p>1PC</p>
<p>H</p>  <p>1PC</p>	<p>I</p>  <p>1PC</p>	<p>J</p>  <p>1PC</p>
<p>K</p>  <p>1PC</p>	<p>L</p>  <p>1PC</p>	<p>M</p>  <p>1PC</p>
<p>N</p>  <p>3PCS</p>		

Assemble steps

STEP1

STEP2

STEP3

STEP4

Assemble cat condo on I

STEP5

STEP6

STEP7

STEP8

STEP9

Matching 3 stickers on M with N