



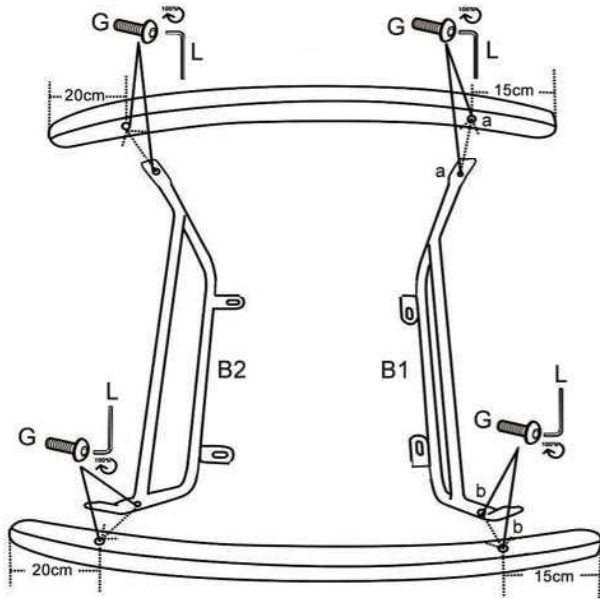
ROCKING CHAIR ASSEMBLY INSTRUCTIONS

MODEL: ACH-A4

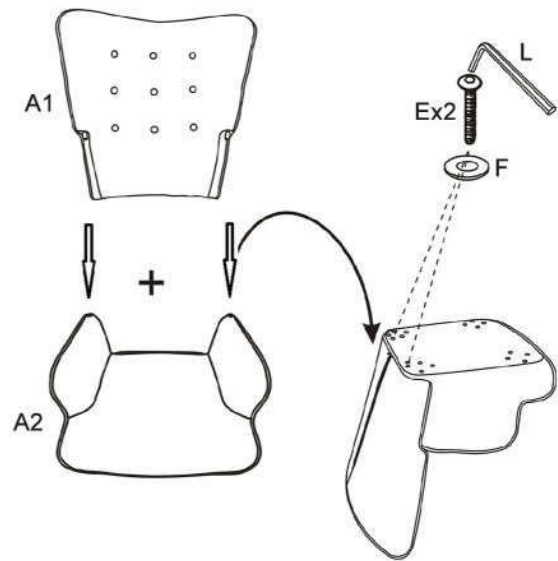
Please read these instructions carefully before assembly.

A1 x1pc 	B1 x1pc 	B2 x1pc 	C x1pc 	E x2pcs M6x40mm 	G x4pcs 	H x4pcs M6x18mm 	L x1pc M6
A2 x1pc 			D x1pc 	F x2pcs M8 			J x2pcs

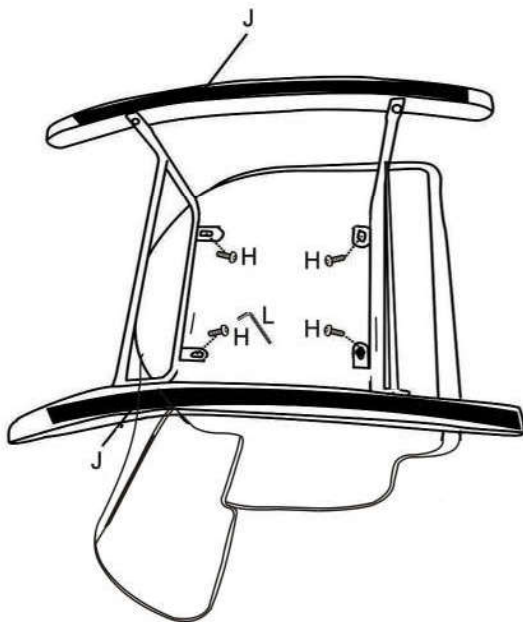
STEP 1



STEP 2



STEP 3



STEP 4



Adjust the screws G if chair is wobbly.



WARNINGS

- Do not stand on the product. Do not use it as a step ladder.
- Do not use the product until all screws are securely fastened.
- Do not use a knife to open any parts of the packaging.