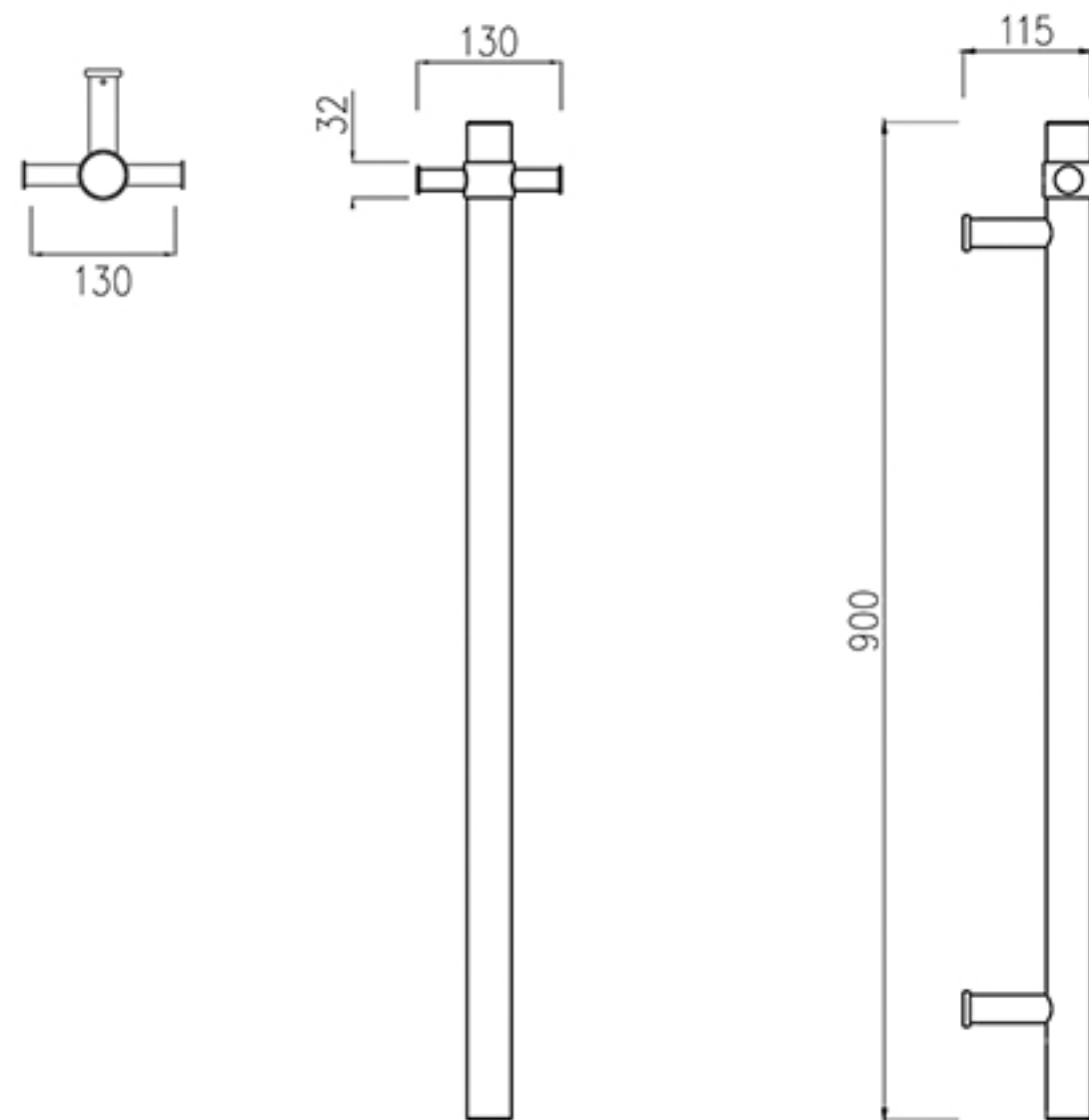


Bloom - Heated Towel Rail









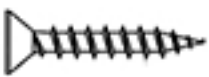




ITEM NO.	RHTR-900 / CHHR-900 BNHR-900 / DGHR-900 UNHR-900 / ABHR-900
WIDTH:	130MM
HEIGHT:	900MM
DEPTH:	115MM
POWER:	36W
WARRANTY:	5 YEARS
VOLTAGE:	240V
SAA CODE:	108265-002 (H1)

- Please note that this appliance **MUST** be installed as prescribed by the relevant wiring rules and regulations, including the regulations covering installation of appliances and accessories in ‘wet areas’ such as bathrooms, showers and laundries.

NOTE:

1. This class I appliance require an earth connection.
2. Please ensure this device is installed, connected and working. In order to avoid hazards for young children, this appliance should be installed so that the lowest rail is at least 600mm above the floor. This appliance **MUST** be installed by a licence electrician.
3. DO NOT install towel rails in areas which maybe subjected to saturation of water resulting in ingress of moisture.
4. If the product is abnormal and cannot be used normally,please immediately cut o ffthe power supply and contact the after-sales staff for inspection and maintenance.

PRODUCT ACCESSORIES LIST

	 Hook X1	
	 Bracket X2	
 A1 spigot X1	 A2 spigot X1	 Decorative cover X2
 Self-tapping screw X2	 Anchor X2	 round head screw X2
 Hexagon socket screw X3	 Small hexagon wrench X1	

