


IHOMDEC

Assembly Instruction

Accent chair

IHD-TB02-GRE



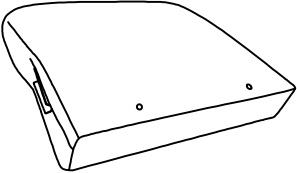
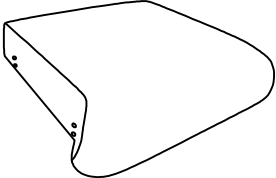
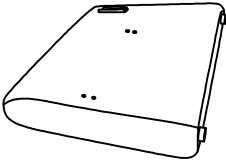
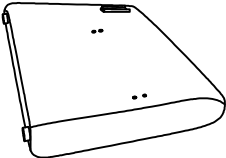

Customer Service Before Return:

If part is missing or damaged, or you need help with assembly, please do not hesitate to contact us.


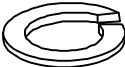
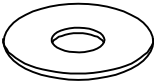

SELLER CONTACT INFORMATION:


contacts@ihomdec.com



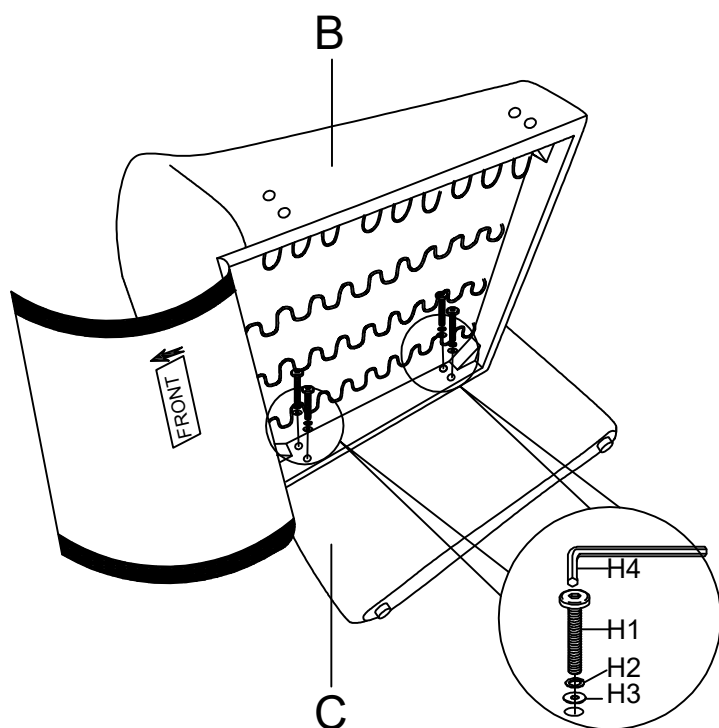
Component List			
LABEL		DESCRIPTION	QTY
A		Backrest	1
B		Seat	1
C		Left armrest	1
D		Right armrest	1
E		Cushion	1

Component List

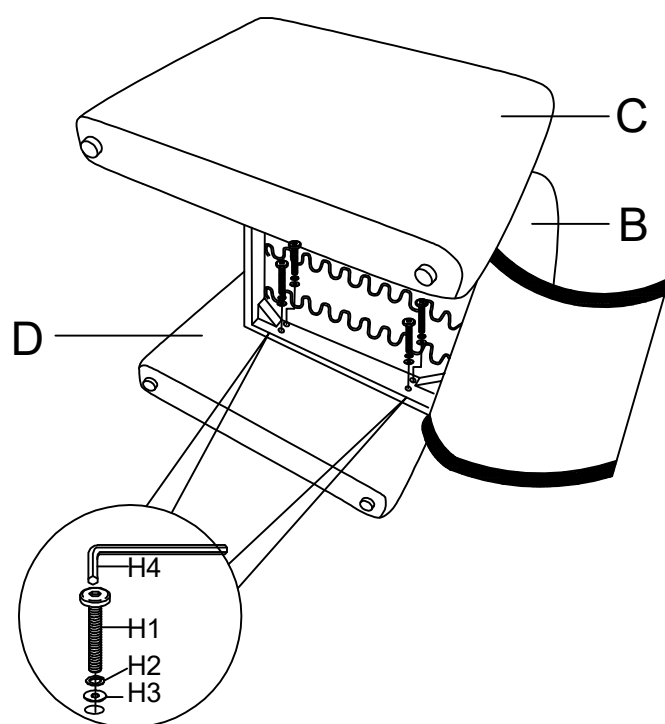
LABEL		DESCRIPTION	QTY
H1		Screw M8x60mm	10
H2		Washer	10
H3		Washer M8x22mm	10
H4		Allen key	1



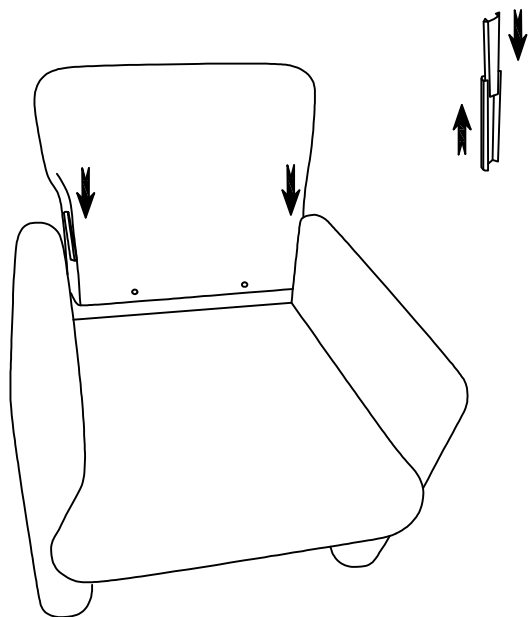
- 1 Put screws to holes to connect seat and back, tighten to 60%



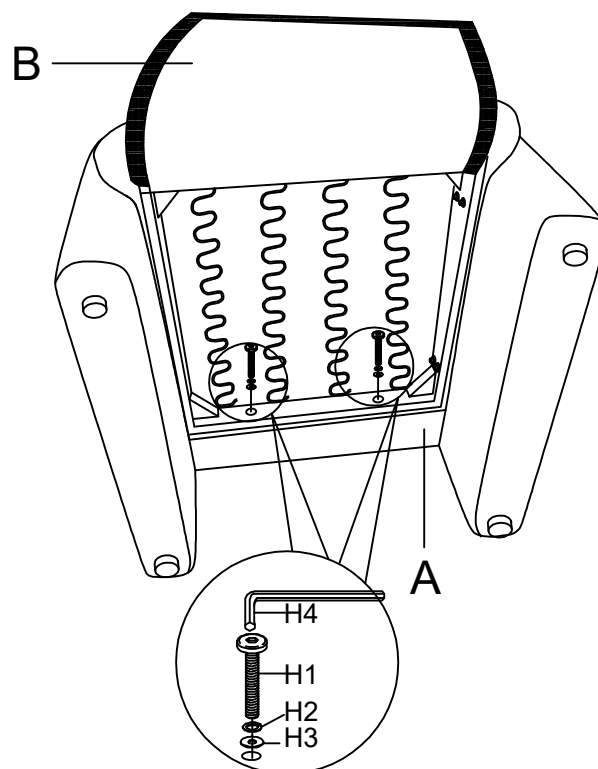
- 2 Put screws to holes to connect left arm & right arm to seat, tighten to 60%



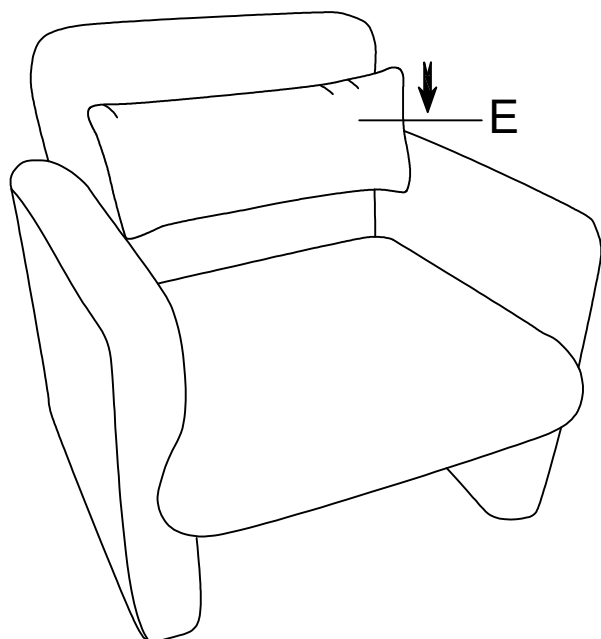
- 3 Put screws to holes to connect left arm & right arm to seat, tighten to 60%



- 4 Put screws to holes to connect left arm & right arm to seat, tighten to 60%



- 5 Put the 2 screws to holes, tighten all screws to 100%



- 6

