

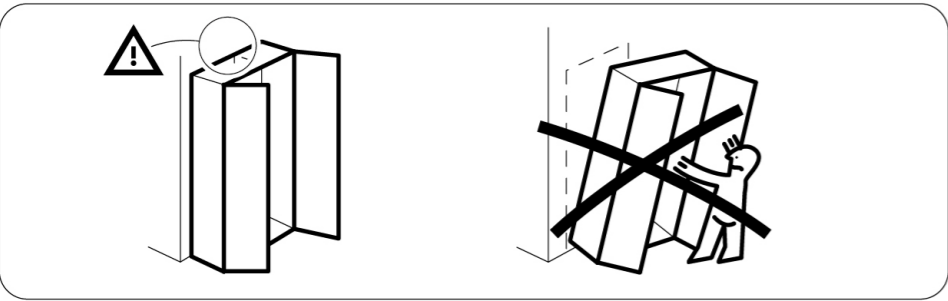
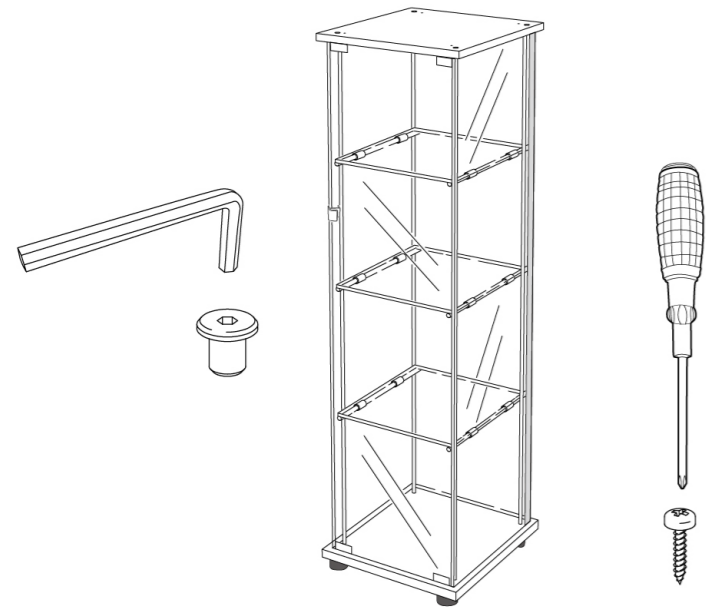
📖

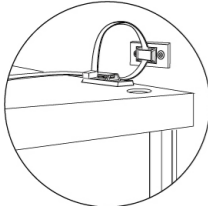
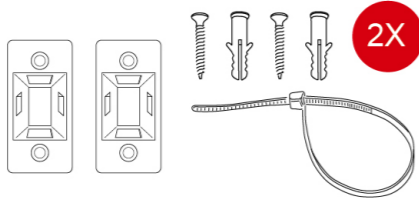
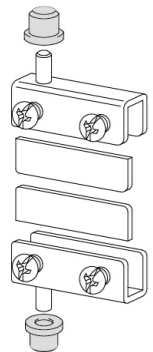
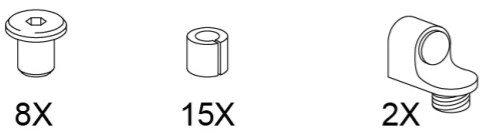
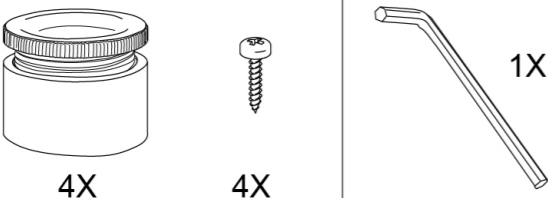
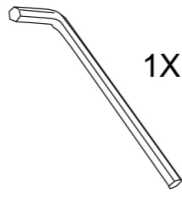
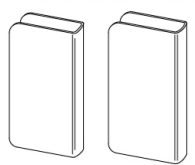

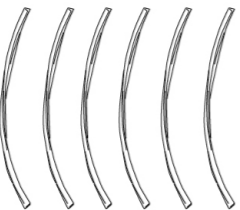
TRANSPARENT CABINET

📖

TEMPERED GLASS

WINE CABINET / DISPLAY CABINET



ACCESSORY PACKAGE		
 <div>ANTI-TIP DEVICE Be sure to install an anti dumping device or other anti dumping device.</div>	 <div>2X</div>	
 <div>1X</div>	 <div>8X 15X 2X</div>	
	 <div>4X 4X</div>	 <div>1X</div>
 <div>2X</div>	 <div>1X</div>	 <div>6X</div>

Important information

Read carefully.

Keep this information for furture reference.



WARNING

Serious or fatal crushing injuries
can occur from furniture tip-over.

To prevent this furniture from tipping over, it must be permanently
fixed to the wall.

There is only one kind of wall fixing device included in the product, which is only applicable to wood wall or solid wall. Wood wall only needs to be fixed with screws, it does not need expansion bolt; Load bearing wall and solid wall need impact drilling, expansion bolts and screws. The wall fixing device (anti-tip device) included in the product is not suitable for walls that have weak nail holding force, such as gypsum board. If it needs to be fixed on a wall which is similar to gypsum board, please make sure that the screw is fixed at the keel position, and ensure that the screw force point is firm. Please use suitable fixtures for your home wall because different wall materials require different types of fixtures.

1. Tempered glass has a 3 % probability of self explosion. If self explosion occurs accidentally, please contact online customer service, and we will reissue the tempered glass for you. During installation, please wear gloves, long sleeve shirt, trousers and socks to avoid injury in case of accident;
2. To avoid accident, please do not let minors nor children approach during installation. At the same time, please make sure that the installers are two adults.
3. During installation, please use cardboards or carpets as buffer layers to isolate the possibility of collision between the glass corner and hard objects such as the ground. Especially when installing tempered glass, please do not let the corner knock to the ground, so as to avoid self explosion of tempered glass caused by stress change;
4. After the cabinet is installed, be sure to install the anti-tip device to prevent serious or fatal injury. In order to prevent tipping over, the cabinet must be permanently connected to the wall. (wall fixing device, including but not limited to the anti-tip device we provided, you can install similar devices to avoid danger and increase safety)
5. In daily use, only legal adults can use the glass cabinet. Minors should stay away from the cabinet. Please instruct or take care of children to stay away from the cabinet to avoid the risk of collision of cabinet door or falling of objects caused by children's behaviors such as opening, closing and shaking cabinet. Once again, it is strongly recommended that you install an anti-tip device, keep minors away (2m radius of the product), and install a door lock to avoid accidental injury caused by children open and close cabinet.
6. The top/bottom plate of tempered glass cabinet is made of melamine paper covered particle-board, edge band is made of PVC material. They do not have fire protection function.
7. When the product is discarded, please consult the relevant local departments or companies for classification
8. The product is a partially transparent tempered glass cabinet, it is not fully transparent. After installation, the gap will be differenct dur to the different fastening or error.
9. No part of the product can be swallowed, played or used for other purposes.
10. After installation of the product, the bearing capacity of each shelf is about ≤ 3.5 kg, and the bearing capacity of four anchor combinations is ≤ 200 kg. Note that the load bearing data is limited to the product and its contents.
- 11.Product dimensions may have an error with 10mm due to the usage of different measuring tools or methods.

PRODUCT COMPONENT LIST				
NO	ASSEMBLY	SIZE	NUMBER	TEXTURE OF MATERIAL
1	Back glass	1576*387mm(δ4mm)	1	Tempered glass
2	Side glass	1576*345mm(δ4mm)	2	
3	Door glass	1556*382mm(δ5mm)	1	
4	Shelf glass	382*293mm(δ4mm)	3	
5	Top/bottom plate	425*365mm(δ25mm)	2	MFC/PVC edge banding
6	Shelf bracket	1602*316mm(Φ6mm)	2	Iron, dyed epoxy coating / polyester powder coating
7	Rubber strip	1560*16*14mm	2	Polyvinyl chloride
8	Accessory Package	Various specifications	X	Various materials

! Product dimensions may have an error with 10mm due to the usage of different measuring tools or methods.

