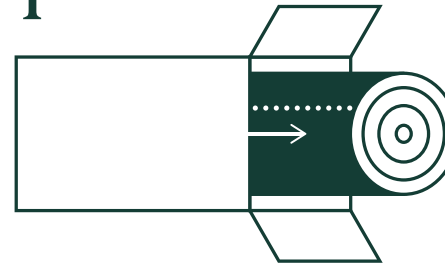


MATTRESS INSTRUCTION

Hand this to the responsible one.

- 🌀 **This mattress knows Kung fu and may unroll itself at lightning speed. Keep small pets and children free from its kick radius. Please be extra careful when cutting it free from its bindings.**
- 🌀 Please remove from packaging within 72 hours of receipt to make sure your mattress can grow to its full potential.
- 🌀 Your mattress has been under a lot of pressure recently and may lash out if not unwrapped carefully, please give him/her some space. Please allow up to 72 hours for your mattress to decompress but feel free to use it in the meantime.
- 🌀 Also, please be sensitive if your mattress has an odor after being set free. Being sealed in plastic on a long trip can make anyone a little fragrant. So no harsh words about the smell for a few hours. You wouldn't want to offend your new best friend.

1



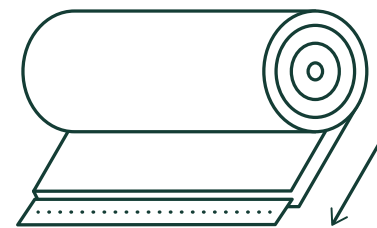
Lay the box on its side in your bedroom. Remove bagged mattress.

2



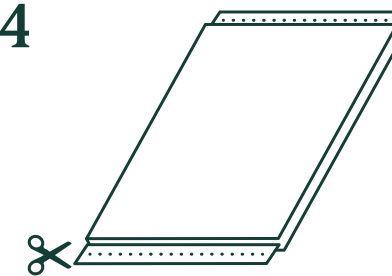
Carefully remove the 1st packing material (either fabric or plastic film), DO NOT USE A KNIFE, as this may result in damage to your mattress.

3



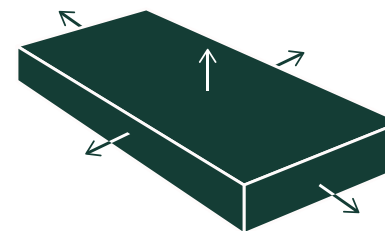
Roll out the compressed mattress on to a clean, flat surface.

4



Carefully cut open the CLEAR plastic bag along the edges. The mattress instantly begins to decompress. Remove and recycle the plastic bag.

5



Please read the reverse side of this card for important instructions. Use on any flat support surface. Enjoy.

If you have any questions about your super-comfy new mattress, our friendly customer service team would love to answer them. Or if by some chance you have a warranty issue, we can take care of that too.