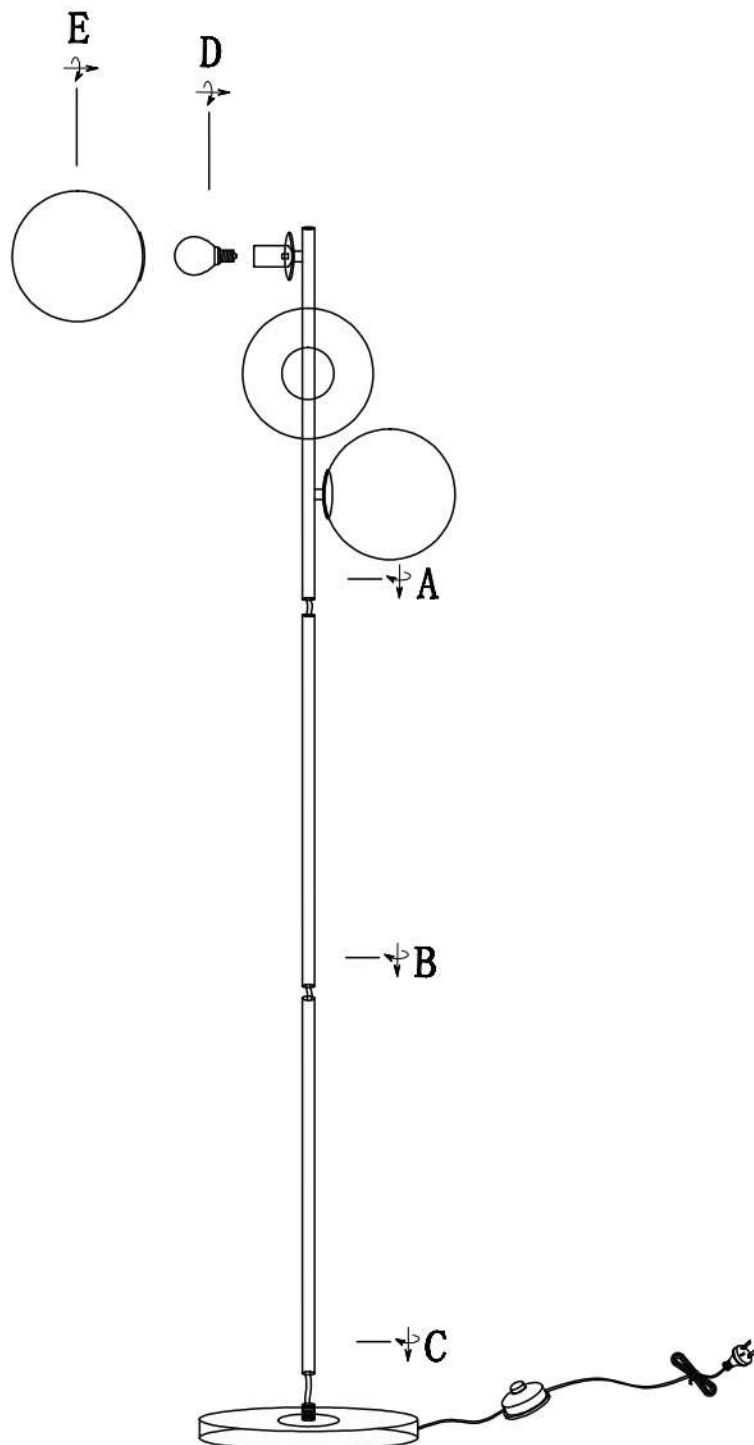


LAMP INFORMATION

INSTRUCTIONS FOR INSTALLATION:

1. Before connecting to electricity supply assemble the lamp. Remove the light shades.
2. Install the E14 Small Edison Screw bulbs to the lamp holder.
3. Replace the light shades.
4. Check to ensure that all components have been assembled correctly.
5. Connect to the electricity supply.



CARE INSTRUCTIONS:


To clean, unplug the lamp from the electricity supply and allow the bulb to cool for at least 10 minutes before touching it. Wipe with a dry cloth.

To change a globe, unplug the lamp from the electricity supply and allow the bulb to cool for at least 10 minutes before touching it. Then proceed to change the globe and ensure the new bulb is secure before reconnecting to the electricity supply.

For indoor use only. 

IMPORTANT SAFETY INSTRUCTIONS:

The following safety precautions should always be followed, to reduce the risk of electric shock, personal injury or fire. It is important to read all of these instructions carefully before using the product, and to save them for future reference or new users.

1. This product must only be used as intended in accordance with the enclosed operating instructions.
 2. Do not carry the appliance by the mains cable or pull the cable to remove the plug from the socket.
 3. **CAUTION:** Electric shock hazard. The external flexible cable, plug or the switch of this lamp cannot be replaced. If any of these parts are damaged, disconnect from mains power. The lamp should be destroyed.
 4. If the lamp stops unexpectedly or appears to malfunction, unplug from the mains and stop using immediately. Seek professional advice to rectify the fault or make repairs.
 5. Switch off the power supply or unplug from the mains socket when not in use, before cleaning or changing accessories.
 6. Avoid positioning the lamp where the power cable might be accidentally trapped or damaged.
 7. Keep the lamp and cable away from sources of heat, sharp objects or anything that may cause damage.
 8. Ensure the lamp is switched OFF before connecting to the mains power supply.
 9. Be aware that some surfaces may become hot. Do not touch hot surfaces and supervise others accordingly.
 10. This product has not been designed for use by children.
 11. Children should be closely supervised at all times when they are near any electrical appliance.
 12. To protect against electric shock, never allow the lamp, the mains cable or plug to come into contact with water or any other liquid.
 13. Never reach for any appliance that has fallen into water. Switch off the power supply at the mains immediately and unplug. Do not re-use until the product has been inspected and approved by a qualified electrician.
 14. Always ensure that hands are dry before operating or adjusting any switch on the product or touching the plug and mains supply connections.
 15. To disconnect, first ensure that all controls are in the OFF position, then remove the plug from the electricity supply.
 16. Where relevant keep all ventilation slots, filters, etc. uncovered and clear of debris. Never drop or insert objects into the openings.
 17. Do not use outdoors. This lamp has been designed for domestic indoor use only. 
-

PRODUCT SPECIFICATIONS:

Cord Length: 1.8 meters

Switch Type: Cord Line On / Off


Voltage: 220-240V~, 50Hz

Globe Type: E14 Small Edison Screw (NOT INCLUDED)

MAX. 25 Watt Globe

Note: Only use a bulb that is rated lower than the recommended bulb rating as detailed above.

MADE IN CHINA.

 **WARNING:** GLOBE MAY BECOME HOT DURING OPERATION. DO NOT TOUCH GLOBE DURING OR AFTER OPERATION.

