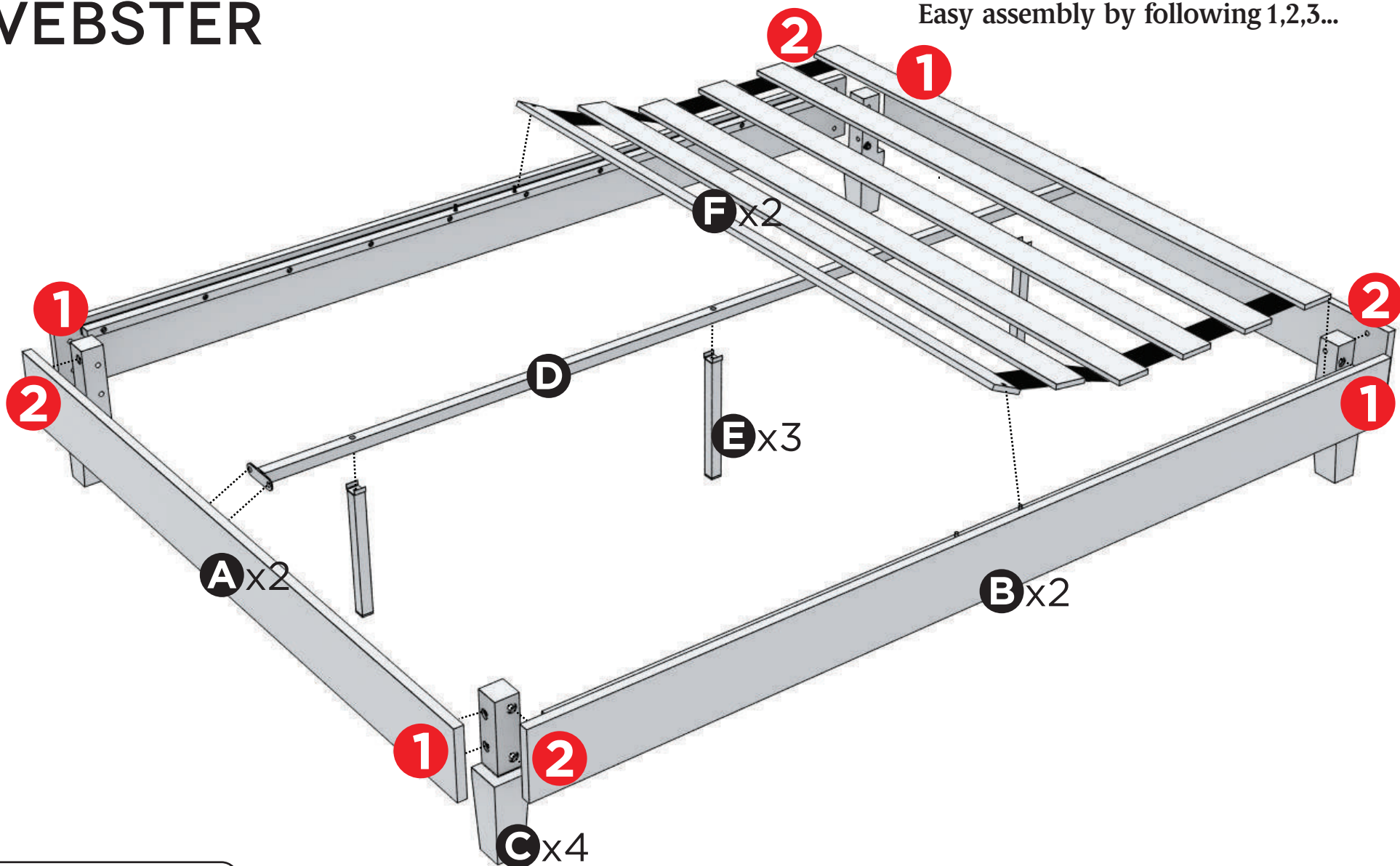












Numbering System
Easy assembly by following 1,2,3...



ASSEMBLY INSTRUCTIONS

Beckham Bed Base

Components

-  **A** x 2pcs
-  **B** x 2pcs
-  **C** x 4pcs
-  **D** x 1pc
-  **E** x 3pcs
-  **F** x 2pcs
-  **S** x 4pcs
-  **M** x 3pcs
-  **L** x 16pcs
-  x 1pc

"Read these instructions and follow steps carefully to ensure you assemble the product correctly and avoid damages. Check that all parts and hardware have been provided before assembling the product. Place all contents on a clean, soft-flat surface to avoid scratching the product."

CAUTION:
Only tighten bolts to 80% at first. Once all parts have been assembled, fully tighten all hardware.
Use two people to lift.
Do not attempt with only one person.
Keep all hardware and small parts away from children.

