


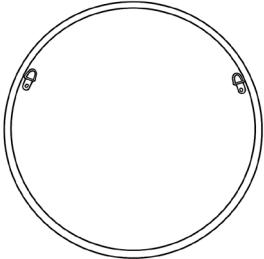


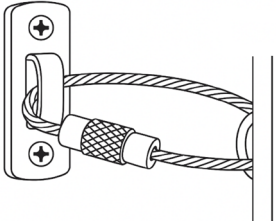
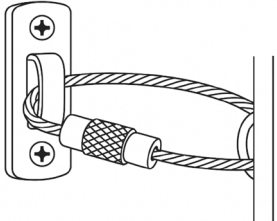
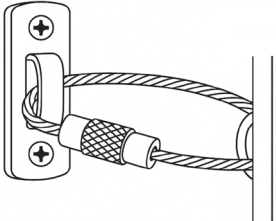
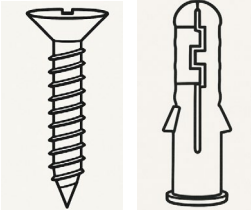
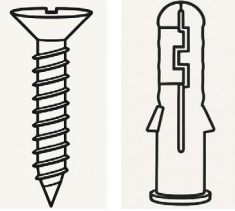
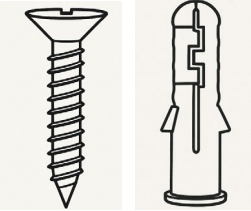


# INSTALLATION

Round Model	Oval Model	Rectangle Model
		
		
<p>Hanging hook</p>	<p>Hanging hook</p>	<p>Hanging hook</p>
		
<p>Wall Mount: 1PC</p>	<p>Wall Mount: 1PC</p>	<p>Wall Mount: 1PC</p>
		
<p>Screw: 4sets</p>	<p>Screw: 4sets</p>	<p>Screw: 4sets</p>

Note:

1. Install the screws on the wall
2. Hang the mirror cabinet on the wall with the hook
3. Install the wall mount for stability