


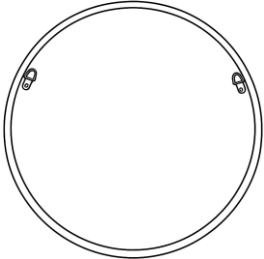


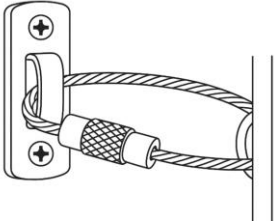
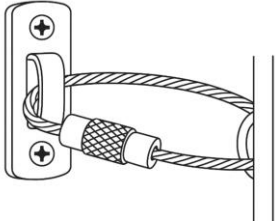
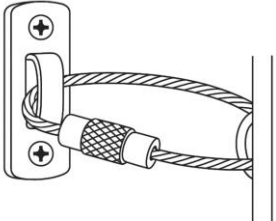
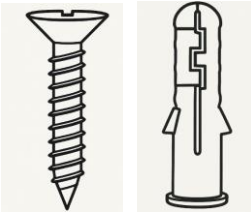
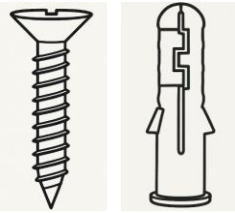
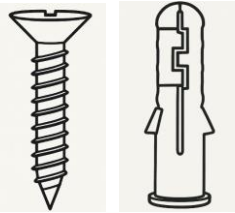


INSTALLATION

Round Model	Oval Model	Rectangle Model
		
		
Hanging hook	Hanging hook	Hanging hook
		
Wall Mount: 1PC	Wall Mount: 1PC	Wall Mount: 1PC
		
Screw: 4sets	Screw: 4sets	Screw: 4sets

Note:

1. Install the screws on the wall
2. Hang the mirror cabinet on the wall with the hook
3. Install the wall mount for stability