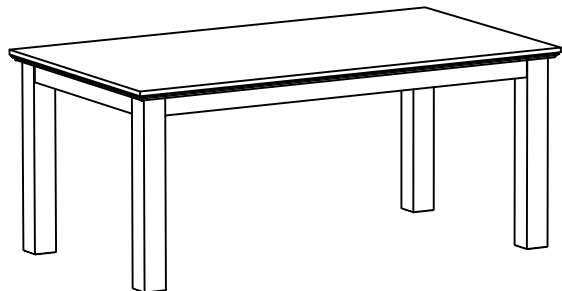


ASSEMBLY INSTRUCTION

COASTAL DINING TABLE

Thank you for purchasing this quality product. Be sure to check all packing material carefully for small parts, which may have come loose inside carton during shipment. Identify and count all parts and compare with the parts list below.





ASSEMBLY INSTRUCTION :

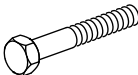

1. Remove hardware from box and sort by size.
2. Please check to see that all hardware and parts are present prior start of assembly.
3. Please follow attached instruction in the same sequence as numbered to assure fast and easy assembly.

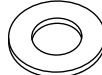



WARNING !

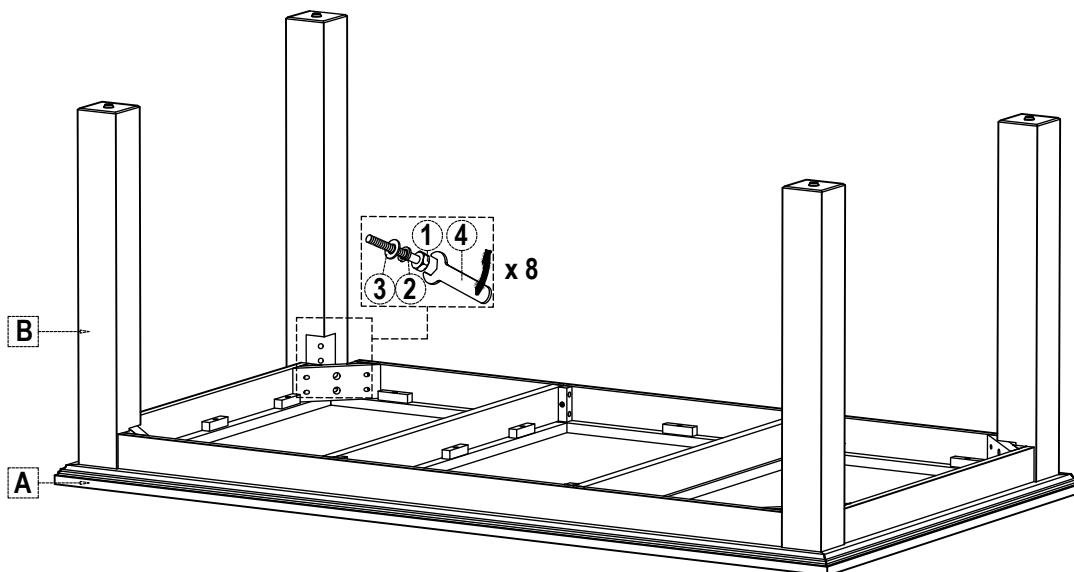
1. Don't attempt to repair or modify parts that are broken or defective. Please contact the store immediately.
2. This product is for home use only and not intended for commercial establishments.
3. Two persons are required for assembly.
4. Approximate assembly time : 1/2 hours.

No.	Component		Q'ty
A		Table Top	1
B		Leg	4

No.	Hardware list		Q'ty
①		Bolts M10 x 70	8
②		Lock Washer Ø10	8

No.	Hardware list		Q'ty
③		Washer Ø10 x Ø22	8
④		Wrench 17	1

Start



Finish

