






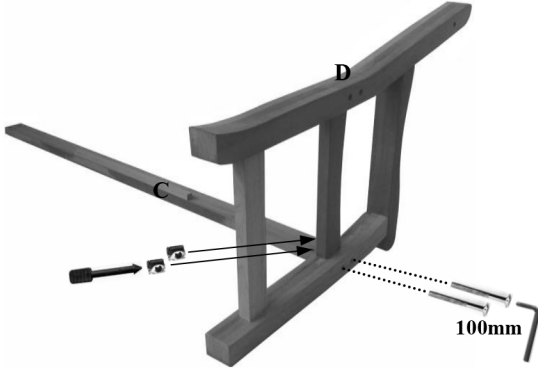


IMPORTANT
RETAIN FOR FUTURE REFERENCE
READ CAREFULLY

PARTS LIST			
A.		Back Rest	1
B.		Seat	1
C.		Seat Support	1
D.		Sides Left / Right	2
TOTAL			5


FITTINGS			
1.		JCBC Screw M6 x 100mm with Barrel Nut	10
2.		Barrel Nut Holder	1
3.		Allen Key	1
TOTAL			12

1.



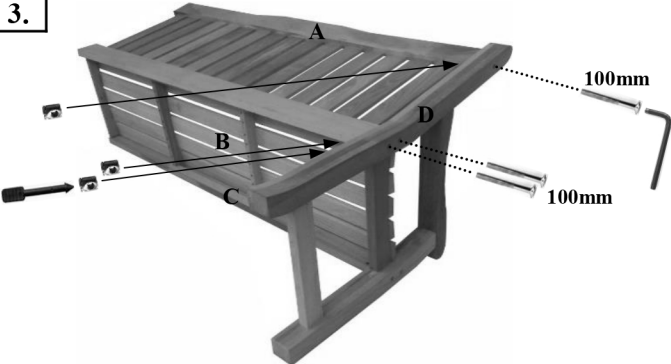
Fix Side **D** (Left) to Seat Support **C** with 2pcs Screw M6 x 100mm and Barrel Nut using Allen Key and Barrel Nut Holder.

2.



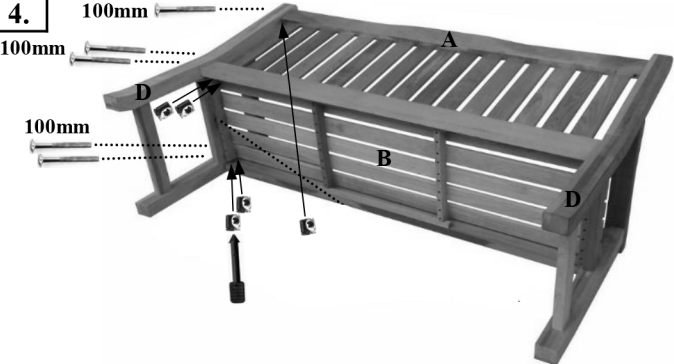
Fix Seat **B** to Side **D** (Left)

3.



Fix Back Rest **A** to Seat **B** and Side **D** (Left) with 3pcs Screw M6 x 100mm and Barrel Nut using Allen Key and Barrel Nut Holder.

4.



Fix Side **D** (Right) to Back Rest **A** and Seat Support **C** with 5pcs Screw M6 x 100mm and Barrel Nut using Allen Key and Barrel Nut Holder.

5.



TIGHTEN ALL SCREWS.

CONDITION FOR USE : This item is designed for domestic use only e.g. around the home, and not designed or intended for commercial use e.g. pubs, clubs, restaurants, hotels etc.

KEEP YOUR ALLEN KEY TO RETIGHTEN ALL SCREWS IF AND WHEN NECESSARY