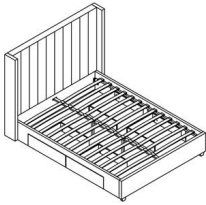

















ASSEMBLY INSTRUCTION

QUEEN BED













"Must not drag or push after assembly. Please always lift the item for moving".



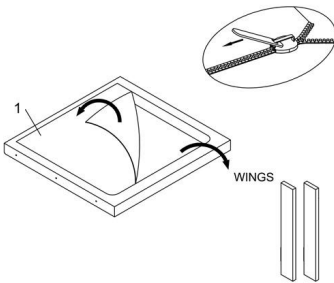
PART LIST

1.Headboard  X1	2.Footboard  X1	3.Support leg  X2	4.Sideboard  X2	5.Support Rail  X1
6.Slats  X26	7.Double-hole Plastic Cap  X13	8.Single-hole Plastic Cap  X26	9. Leg  X4	10.Drawer face 4pcs  X4
11.Drawer side plate  X8	12.Drawer front plate  X8	13.Drawer back plate  X8	14.Drawer bottom plate  X4	15.Wings  X2

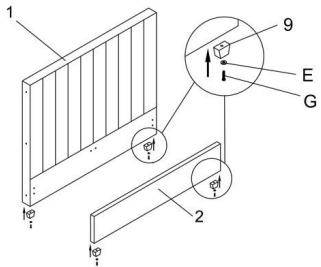
HARDWARE LIST

(A) Bolt M8*30mm  X16	(B) Allen key  X1	(C) Nut m8  X4	(D) Spring Washer  X8	(E) Flat Washer  X24
(F) Spanner  X1	(G) Bolt 6*50mm  X8	(I) Screw 3.5*15mm  X64	(J) Connecting rod  X32	(K) Eccentric  X32
(L) Bottom wheel  X16	(M) Bolt M8*35mm  X8			

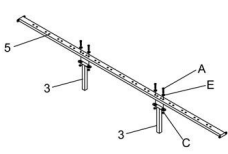
Step 1



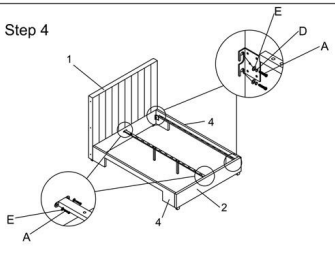
Step 2



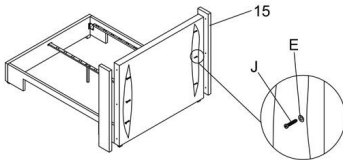
Step 3



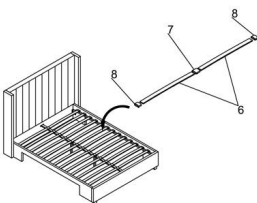
Step 4



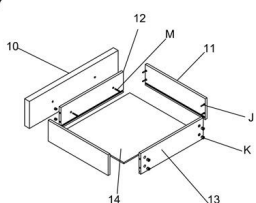
Step 5



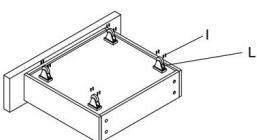
Step 6



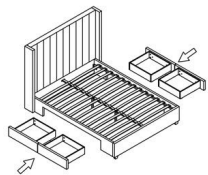
Step 7






























Step 8



Step 9

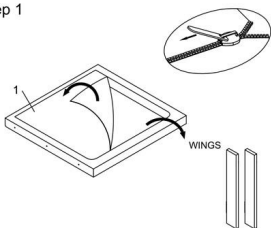


"Must not drag or push after assembly. Please always lift the item for moving".

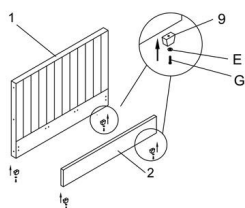
PART LIST				
1.Headboard  X1	2.Footboard  X1	3.Support leg  X4	4.Sideboard  X2	5.Support Rail  X2
6.Slats  X39	7.Double-hole Plastic Cap  X26	8.Single-hole Plastic Cap  X26	9. Leg  X8	10.Drawer face 4pcs  X4
11.Drawer side plate  X8	12.Drawer front plate  X8	13.Drawer back plate  X8	14.Drawer bottom plate  X4	15.Wings  X2
HARDWARE LIST				
(A) Bolt M8*30mm  X32	(B) Allen key  X1	(C) Nut m8  X8	(D) Spring Washer  X8	(E) Flat Washer  X46
(F) Spanner  X1	(G) Bolt 8*50mm  X8	(I) Screw 3.5*15mm  X64	(J) Connecting rod  X32	(K) Eccentric  X32
(L) Bottom wheel  X16	(M) Bolt 8*40mm  X6			

1 OF 4

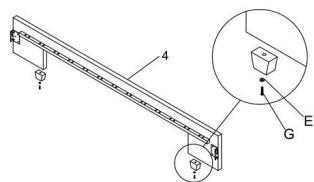
Step 1



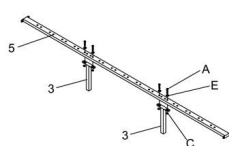
Step 2



Step 3

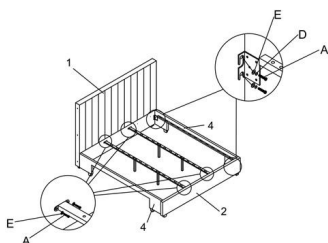


Step 4

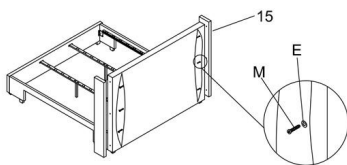


2 OF 4

Step 5

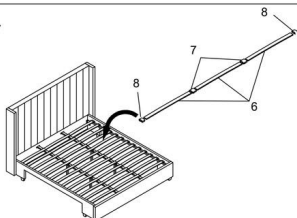


Step 6

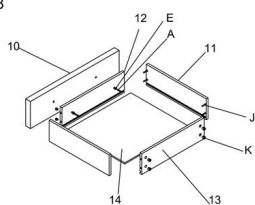


3 OF 4

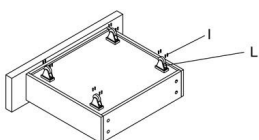
Step 7



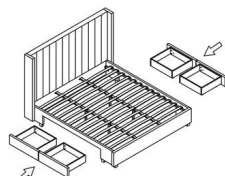
Step 8



Step 9



Step 10



4 OF 4